

CATÁLOGO 2026



MOTORES DE ARRANQUE



FABRICA Y DISTRIBUYE
SOME S.R.L.



CERTIFICADO DEL SISTEMA DE GESTIÓN

Número de certificado:
C598888

Fecha Inicial de Certificación:
12 julio 2005

Validez:
13 julio 2023 – 12 julio 2026

Se certifica que el sistema de gestión de

SOME S.R.L.

Chubut 2581, 1824, Lanús Oeste, Provincia de Buenos Aires, Argentina

es conforme a la Norma del Sistema de Gestión de Calidad:

ISO 9001:2015

Este certificado es válido para el siguiente campo de aplicación:

Diseño, fabricación y venta de motores de arranque, alternadores y sus componentes y despiece. Comercialización de autopartes eléctricas en general.

Lugar y fecha:
Katy, TX, 08 julio 2023




Oficina de emisión:
DNV - Business Assurance
1400 Ravello Drive, Katy, TX, 77449-5164, USA

Sherif Mekkawy
Representante de la dirección

El incumplimiento de las condiciones establecidas en el Contrato puede dar lugar a la cancelación del certificado.

ENTIDAD ACREDITADA: DNV Business Assurance USA Inc., 1400 Ravello Drive, Katy, TX, 77449, USA - TEL: +1 281-396-1000. www.dnv.com

INDICE
MOTORES DE ARRANQUE
 PAGINAS 01 a 118



CHEVROLET



301040
BEDFORD CIMARRON CHEVROLET,
12v. Z10 Ø40mm.

DEUTZ



301425
DEUTZ A-46, DEUTZ A65 MOTOR 913 2
Y 3 CIL., 12v. Z10 Ø40

301425/24
ÍDEM 24V



301426
DEUTZ 1114 - F4L/F6/L-913 - etc.
24V-Z9-Ø34,5 (35256954)

301426B
DEUTZ 913 MAQUINA VIAL
(EN BAÑO DE ACEITE)

301426/12
ÍDEM 12V (35256747)
301426B/12
ÍDEM BLINDADO 12V
301426C/12
TRACTOR DEUTZ AX4.75,
12v. Z9 Ø34,5mm.



301427
DEUTZ 70, DEUT85, DEUTZ 86,
FHAR, 24v.

301427/12
ÍDEM 12V



301430
DEUTZ 1113, 2114 , 24v.REEMPLAZO
ARR.C/SUNCHO, REFORMA DIPRA



301469
DEUTZ A40/45/55/65, FIAT, M.BENZ, ETC.,
REFORMA CAV, BNG, 12v. Z9 Ø34.5mm.

301469/10
DEUTZ A40-50 12V-Z10-Ø38,5

301469/11
DEUTZ 50-IMP 12V-Z11-Ø40,8

301469/24
301469/10/24
301469/11/24
ÍDEM 24V

FIAT



300322

FIAT 673 CP3- 900-1100, 6 CIL. 24v. Z10

300322/12

IDEM 12V



301048

N.HOLLAND, FIAT 540, 640,880, 980, 12v. Z9 Ø34.5mm.

301048/24

IDEM 24V



AGUJERO CON ROSCA



301056

FIAT 697-619, REFORMA REEMPLAZO MAGNETI MARELI




301468

FIAT 400E, FIAT 800E, FIAT 900E, CAMION 713, TRACTOR J.DEERE, 12v.

301468/24

IDEM 24V



301469I

FIAT 650, FIAT 700, REEMPLAZO CAV GIRO IZQUIERDO 12v. Z10 Ø38.5mm.



301469/10

DEUTZ A40/50/55, FIAT400/500, M, BENZ, REEMPLAZO BNG, CAV.-Z10 12v. Ø38.5mm.



301470

FIAT SOMECA 450, REEMPLAZO BNG C/SUNCHO 12v. Z9



301471

FIAT U25, GIRO IZQUIERDO 12v.

FIAT



301472
FIAT 411, 24v.

301472/12
ÍDEM 12V



301473
FIAT 400, FIAT 500, FIAT 600, FIAT 700, 12v. Z10 Ø40mm.



301474
FIAT 150 TURBO, 24v. TIPO BOSCH



301476
FIAT EUROCARGO, EUROTRAKKER, 24v. TIPO BOSCH




301477
FIAT DAILY, 12v. TIPO BOSCH




301780
FIAT 780, 24v. Z12 Ø57.5mm.
HELICOIDAL
301780/12
ÍDEM 301780 12V

301780R
FIAT 780-R60 24V-Ø57,5
Z17 DIENTES RECTOS
301780R/12
ÍDEM 301780R 12V



301781
FIAT 780, REEMPLAZO BNG C/SUNCHO 24v.


301781/12
ÍDEM 12V



301782
FIAT 780, REEMPLAZO TIPO MARELLI
C/SUNCHO 24v. Z12
301782/12
ÍDEM 12V

301783
FIAT 780 Reemplazo BPD
24V-Z11-Ø40,8

FIAT



301784

FIAT 780, REEMPLAZO BNG Z9 24v. TIPO ESPECIAL

301784/12

IDEM 12V



302276

FIAT R60, 24V .Z9



302296

FIAT R60, 24v. Z9 REEMPLAZO BPD



301307

FIAT TRACTOR, 12v. Z9 Ø34.5mm.

FORD



301166

FORD 7000 MOTOR CUMMINS 4BT-6BTA/A,
12v. Z10 Ø32mm.



301167

FORD 3500/4000/7000/14000,
MOTOR MWM 12v. Z9 Ø34,5

FORD



301240
FORD 7000 MOTOR PERKINS 6-354,
12v. Z10 Ø40mm.

301240/24
ÍDEM 24V



301305
FORD CAMION Y PICK UP
MOTOR PERKINS 4-203 6-305,
12v. Z10 Ø40mm.

301305B
ÍDEM BLINDADO
301305/24
ÍDEM 301305 24V



301305C
PERKINS 4-203, 12v. Z10 Ø40mm. (CORTO)



301306
FORD 14000 MOTOR PERKINS, 12v. Z9 Ø34.5mm.

JOHN DEERE



301068
J.DEERE 1420/2030/2144/2333/2420/2530/2730/3140,
12v. Z10 Ø32mm.

DODGE-IKA



301704
DODGE D100, DODGE D200 Reforma DIPRA



301027
AUTOELEVADOR MOTOR CONTINENTAL, 12v.

301027/24
ÍDEM 24V

DODGE-IKA



301027B
MOTOR CONTINENTAL BLINDADO, 12v. Z9 Ø29mm.



301027D
AUTOELEVADOR MOTOR CONTINENTAL



301027JE
JEEP, ESTANCIERA MOTOR CONTINENTAL,
12v. Z9 Ø29mm.

LINEA ASIATICA



301049
CAMION 3STAR, JUEJIN, LYDON,
REFORMA AN 115 24v. Z11 Ø39.5mm.

301049/12
ÍDEM 12V



301055
SANXING , REFORMA AN 115 24v. Z9 Ø35.5mm.



301067
CAMION JAC, JIMBEI, 24v. Z11 Ø39.5mm.

301067/12
ÍDEM 12V

MERCEDES BENZ



301307
M.BENZ 608 Y DEUTZ, 12v. Z9 Ø34.5mm.

301307/24
ÍDEM 24V



301383
M.BENZ , TIPO BOSCH 12v.

301383/24
ÍDEM 24V



301384
M.BENZ 712, 24v. ELECTRONICO
REEMPLAZO DELCO REMY Z9 Ø34.5mm.



301385
M.BENZ 608, TIPO BOSCH 12v. Z9 Ø34.5mm.



301649
MERCEDEZ BENZ 608, MERCEDEZ BENZ 1518,
12v. Z9 Ø34.5mm.

301649/24
ÍDEM 24V

MITSUBISHI



301050
MITSUBISHI CANTER, REFORMA 24v. Z9 Ø35mm.



301070
AUTOELEVADOR, 12v. Z9 BLINDADO

MITSUBISHI



302330
CLARK MITSUBISHI, 12v. Z10 Ø40

MOTORES CUMMINS



301166
FORD 7000 MOTOR CUMMINS 4BT-6BTA/A,
12v. Z10 Ø32mm.



301388
MICRO OA 106 CUMMINS, 24v. Z10 Ø32mm.



301389
TRACTOR ZANELLO, MOTOR CUMMINS
12v. Z10 Ø40mm.



301390/24
CAMION VW 15-160, MOTOR CUMMINS 24v.

301389/24
ÍDEM 24V

MOTORES PERKINS



301000
PERKINS INGLES 3 CIL.



301240
FORD 7000 MOTOR PERKINS 6-354,
12v. Z10 Ø40mm.

301240/24
ÍDEM 24V

MOTORES PERKINS



301305
FORD CAMION Y PICK UP, MOTOR PERKINS
4-203 6-305, 12v. Z10 Ø40mm.

301305B
ÍDEM BLINDADO
301305/24
ÍDEM 301305 24V



301305C
PERKINS 4-203, 12v. Z10 Ø40mm. (CORTO)



301306
FORD 14000 MOTOR PERKINS, 12v. Z9 Ø34.5mm.



301425B
PERKINS BRASIL, (EN BAÑO DE ACEITE) 12v. Z10 Ø40 mm.

NISSAN



301069
NISSAN CPC 14 MOTOR 6 CIL.,
24v. Z11 Ø39.5mm. REFORMAAN 115

301069/12
ÍDEM 12V



302269
AUTOELEVADOR SD25 4 CIL., 12v. Z9

PEUGEOT



300160/4
PEUGEOT DIESEL LIGERO XD2

RASTROJERO



300106/1
RASTROJERO BORGWARD,
REFORMA AN 115



300106/2
RASTROJERO INDENOR, REFORMA AN 115

RENAULT



301159
RENAULT TRAFIC, REFORMA INDIEL

SCANIA



301386
SCANIA 220 MOTOR P93-P94, Z9

TOYOTA



301057
TOYOTA, 24v. Z9 Ø34,5



301058
TOYOTA MOTOR DYNA,
REEMPLAZO NIPPONDENSO 24v. Z11 Ø40

TRACTORES



301043
TRACTOR HANOMAG 55, 12v. Z9



301044
TRACTOR HANOMAG, 12v.



301045
TRACTOR BELARUZ, 12v.



301048
N.HOLLAND, FIAT 540/640/880/980, 12v. Z9 Ø34.5mm.



302265/12
TRACTOR ZETOR, 12v. Z11 Ø40,8



302265/24
ÍDEM 24V

ZANELLO



301389
TRACTOR ZANELLO, MOTOR CUMMINS 12V. Z10



301389/24
TRACTOR ZANELLO, MOTOR CUMMINS 24V. Z10

VOLKSWAGEN



301380
CAMION VW 13180, TIPO INDIEL 12v. Z10 Ø38,5mm.



301390/24
CAMION VW 15-160, MOTOR CUMMINS 24v.

REFORMAS VARIAS

- 302301: TRACTOR C/ MOTOR PERKINS 6CIL., 12V. Z10
- 302298: CATERPILLAR 320L SERIE 9KK02415, 24V. BLINDADO
- 302322: TOPADORA CATERPILLAR D74A, 12V. Z9 Ø29.5 GIRO IZQUIERDO
- 302344: CATERPILLAR 3406B DITA 6 CIL., 24V. Z11 Ø56mm. GENERADOR 365 KVA
- 301077: AUTOELEVADOR L-1834E EI, 24V. Z11
- 302270: TRACTOR FAHR , MOT. M.BENZ 2 CIL. D 21512V. Z11 Ø40 GIRO IZQUIERDO
- 302325: HANOMAG CHINO, MOT. ESTACIONARIO 3 CIL. 100/157/204HP, 24V. Z11 Ø40,8mm.
- 302287: MOTOR PERKINS CHILENO, 12V. Z11
- 302290: TRACTOR JONH DEERE 2000 3 CIL., 12V. Z11
- 302343: TRACTOR JONH DEERE 2300, 12V. Z11 Ø40.8
- 302275: AUTOELEVADOR, 12V. Z9 Ø32.5
- 302334: CAMION LEYLAND COMET 6 CIL., 150HP 1969, 24v. Z12 Ø46mm.
- 302315: PALA CARGADORA LIUGONG 6 CIL., 24V. Z11 Ø53mm.
- 302280: MAHINDRA, 12v. Z9
- 301071: TRACTOR 4 CIL., 12v. Z9
- 302277: MOTOCOMPRESOR 6 CIL., 24V. Z10
- 302272: MOTOR MARINO MERCURISER 6 CIL. 180 HP. DIESEL, 12v. Z11 Ø40.8, BLINDADO
- 302313: PALA CARGADORA FRONTAL MICHIGAN 45, 12V. Z11 Ø39.5mm.
- 302313/24: PALA CARGADORA FRONTAL MICHIGAN 45, 24V. Z11 Ø39.5mm.
- 301079: PALA RETROEXCAVADORA, 24v. Z11 Ø53mm.
- 301062: PERKINS INDUSTRIAL, 12v. Z10
- 302285: NEW HOLAND AGRICULTOR 1500RPM, MOTOR DIESEL R4105ZD FUERZA 56KW. 24v. Z9
- 302286: COSECHADORA N.HOLLAND, MOTOR FORD GENESIS TIPO BOSCH 12v. Z10
- 302279: AUTOELEVADOR KOMATSU, 12V. Z9
- 302320: PICK UP NISSAN MOTOR 2.3 MODELO 92, 12V. Z9 Ø35.5
- 302262: PALA CHINA 4 CIL., 24V. Z9
- 302266: CAMION CHINO YANGZULANG, 12V. Z12 Ø42.3
- 302282: CAMION CHINO YUEJING, 12V. Z11
- 302283: RETROEXCAVADORA ALLIS CHALMERS , MOT.PERKINS INGLES 140 6CIL. 24V. Z11
- 302288: PALA CHINA XCMG MODELO W166 AÑO 2009, 24V. Z9
- 302302: PALA CARGADORA PAYLOADER 16, 24V. Z9 Ø33
- 302306: MOTONIVELADORA ORION (RUSA), 24V. Z10
- 302308: MAQUINA VIAL (CHINA), 24V. Z11 Ø40.8
- 302310: AUTOELEVADOR XCMG LW166 4CIL. (CHINO), 24V. Z9
- 302312: JEEP WILLYS AMERICANO 12V. Z10 Ø37, 12V. Z10 Ø37
- 302316: PALA RETROEXCAVADORA BOREX UMZ (UCRANIANA), 12V. Z10 Ø36
- 302318: AUTOELEVADOR SAMPI MOTOR PERKINS 6 CIL. (INGLES), 12V. Z11 Ø40.8
- 302319: MOTOR ESTACIONARIO HATZ 2/3/4 CIL. (ALEMAN), 12V. Z11 Ø40.8
- 302329: AUTOELEVADOR YALE MOTOR VALIANT NAFTERO, 12V. Z9 Ø29
- 302335: CAMION UNIMOG 2 OREJAS, 12V. Z11 Ø39.5
- 302339: PALA CARGADORA LIUGONG CLC 816, 24V. Z9 Ø33
- 302342: PALA FRONTAL XCMG LW321F, 24V. Z11 Ø53mm.
- 302345: GRUPO ELECTROGENO SAME MOTOR DEUTZ 3 CIL., 12V. Z11 Ø40,8mm.
- 302347: GRUPO ELECTROGENO, 24V.
- 302349: PALA RETROEXCAVADORA, 24V. Z11
- 302260: MAQUINA VIAL, 24V. Z10 Ø47
- 302273: AUTOELEVADOR WAUKESHA, NAFTERO A GAS, 12v. Z9 Ø29mm.LARGO 80.0mm.
- 302294: AUTOELEVADOR BALKANCAR RECORD PERKINS 4236, 12V. Z11
- 302297: MOTONIVELADORA CHINA XCMG-GR 215, 24V. Z9
- 302338: TRACTOR VALTRA, 12V. Z11 Ø40.5
- 301041/2: TRACTOR MOTOR PERKINS (BRASIL), 12V. Z10
- 302346: TRACTOR PORSCHE, 12V. Z9 Ø34.5
- 301066: CAMION TATA, 12V. Z9 Ø34.5
- 302292: AUTOELEVADOR TOYOTA MODELO VIEJO, 24V.
- 302340: AUTOELEVADOR TOYOTA MODELO VIEJO, 12V. Z9 Ø52.5
- 302348: CAMION TOYOTA HINO REEMPLAZO NIPPONDENSO , 24V. Z11
- 302299: RETROEXCAVADORA VOLVO 220, 24V. Z9
- 302291: PALA YLICHAK, (YLICHAK YYC6798767), 24v. Z11 Ø53m.
- 302300: ROMPEDORA DE ASFALTO DEUTZ, 12v. Z9 Ø34,5
- 302274: TRACTOR FIAT 450
- 302296: FIAT R60, 24v. Z9 REEMPLAZO BPD
- 302276: FIAT R60, 24V .Z9
- 301070: AUTOELEVADOR, 12v. Z9 BLINDADO
- 302330: CLARK MITSUBISHI, 12v. Z10 Ø40
- 302269: AUTOELEVADOR SD25 4 CIL., 12v. Z9

TAPAS DE ARRANQUE



100010
Arr. T. BOSCH, FKB, VOLVO,
DEUTZ, M.BENZ, SCANIA



100010A
Arr. T. BOSCH, FKB, M.BENZ,
DEUTZ



100015G
Arr. T. BOSCH, FKB, SCANIA
VABIS, DEUTZ



100017
Arr. BPD CAMIONES VARIOS



101016
Arr. T. BOSCH, BNG,
M.BENZ 312, FIAT, DEUTZ



101017
Arr. T. BOSCH, BNG,
M.BENZ 312, FIAT, DEUTZ



100019
Arr. T. BOSCH, FKB, SCANIA



100022
Arr. T. BOSCH, FKB, FIAT 619,
MOTOR DEUTZ



100023
Arr. T. BOSCH, FKB, SCANIA
(SUECO), MERCEDES BENZ 218



100097/98
Arr. T. LUCAS, CAV, BEDFORD,
PERKINS, FIAT 650

CHEVROLET



100038
Arr. T. INDIEL, CHEVROLET 400,
PICK UP, OPEL K180



100038/1
Arr. T. GAREF, CHEVROLET 400,
PICK UP, OPEL K180



101040
Arr. REFORMA AN115 BEDFORD,
CHEVROLET



101177
Arr. T. BOSCH, CHEVROLET
CORSA 1.6



101218
Arr. T. DELCO, CORSA NAFTA



101221
Arr. T. DELCO, CHEVROLET:
CORSA NAFTA, CLASSIC, ONIX,
MERIVA, COBALT

DODGE



101704
Arr. T. INDIEL, DODGE DE SOTO,
3 AGUJEROS



101704/1
Arr. T. INDIEL, DODGE D100,
DODGE 400-1957/1958



101704/2
Arr. T. DIPRA, INDIEL,
DODGE D100 DE SOTO,
REF. DIPRA-EJE 12mm.



101710
Arr. T. TRIA, VW 1500,
DODGE 1500 (DESDE 1980)

DODGE



101711

Arr. T. GAREF, VW 1500,
DODGE 1500

FIAT



101000

Arr. T. GAREF, FIAT 600, FIAT 750,
SOLENOIDE 3 AGUJEROS



100123

Arr. T. GAREF, FIAT 600, FIAT 750,
SOLENOIDE 2 AGUJEROS



100125

Arr. T. GAREF, FIAT 1100,
SOLENOIDE 2 AGUJEROS



100127

Arr. T. GAREF, FIAT 1100,
SOLENOIDE 3 AGUJEROS



100129

Arr. T. GAREF, FIAT 1500



101325

Arr. T. GAREF, FIAT 128



101326

Arr. T. GAREF, FIAT 128 SUPER
EUROPA, FIAT DUNA, FIAT UNO



101327

Arr. T. GAREF, FIAT 133



101328

Arr. T. M. MARELLI, FIAT 147,
FIAT DUNA, FIORINO



101329

Arr. T. GAREF, FIAT 147,
FIAT DUNA, FIAT UNO, FIORINO,
M. TIPO



101331

Arr. T. BOSCH, FIAT 147,
FIAT UNO, FIAT DUNA, M. TIPO



101190

Arr. T. BOSCH, FIAT FIORINO,
M. FIRE



101166

Arr. T. INDIEL,
DUNA MOTOR 1.4, 1.6



101330

Arr. T. BOSCH, FIAT DUNA,
FIAT UNO 1.5, M. TIPO



101335

Arr. T. BOSCH, FIAT DUNA,
FIAT UNO, DIESEL MOT. 1.7



101337

Arr. T. INDIEL, FIAT DUNA,
FIAT UNO, DIESEL MOT. 1.7
TURBO ENCASTRE 82mm.



101337/1

Arr. T. INDIEL, FIAT DIESEL,
DIESEL MOT. 1.7 TURBO,
ENCASTRE 76.6mm.



101337/2

Arr. T. INDIEL, FIAT DUNA, FIAT
UNO, DIESEL MOT. 1.7 TURBO
ENCASTRE 81.4mm.



101338

Arr. T. M. MARELLI, FIAT PALIO,
FIAT SIENA



101191

Arr. T. M. MARELLI, FIAT PALIO,
FIORINO, MOTOR 1.3 MPI

FIAT



101333
Arr. T. BOSCH, FIAT PALIO,
FIAT SIENA



101334
Arr. T. M. MARELLI, FIAT DUCATO
MOTOR 1.9, 2.5



101339
Arr. T. M. MARELLI, FIAT
DUCATO 2.5, FIAT DUCATO 2.8



101474/1
Arr. T. INDIEL, FIAT DAILY
EUROCARGO



101475/1
Arr. T. NASHVILLE, FIAT DAILY
EUROCARGO



101476I
Arr. T. BOSCH, FIAT IVECO,
DAILY EUROCARGO



100322
Arr. T. INDIEL, FIAT 673
MOTOR CP3, BEDFORD



101047
Arr. T. DIPRA, INDIEL, FIAT 619,
REFORMA DIPRA TIPO AN115



101048
Arr. T. INDIEL, TRACTOR
UNIVERSAL, FIAT 550/640/980,
N.HOLLAND, REF.TIPO D.LIGERO



101048/1
Arr. T. INDIEL, TRACTOR
UNIVERSAL, FIAT 540/550,
REFORMA DIPRA TIPO AN115



101056
Arr. T. DIPRA, FIAT 619 N1,
REFORMA TIPO AN115



101472
Arr. T. DIPRA, FIAT TRACTOR 411,
REF. TIPO AN115



101473
Arr. T. INDIEL, FIAT TRACTOR
400, 500, 500S, FIAT U25



101474
Arr. T. INDIEL, FIAT 150 TURBO



101475
Arr. T. NASHVILLE,
FIAT 150 TURBO



101476
Arr. T. BOSCH, FIAT 150 TURBO



101469
Arr. T. DIPRA, BNG, CAV,
MERCEDES BENZ, FIAT, DEUTZ,
TRACTORES, REF. P/IMP. Z9



101469/10
Arr. T. DIPRA, MERCEDES BENZ,
FIAT, DEUTZ, MAQ. VIALES,
TRACTORES, P/IMPULSOR Z10, Z11



101470
Arr. T. DIPRA, FIAT TRACTOR
SOMECA, BNG-C/ SUNCHO ,
REF. DIPRA T. AN115



101780
Arr. T. DIPRA, TRACTOR
FIAT 780, FIAT 60R , REF.
DIPRA ARR. T. AN115



101781
Arr. T. DIPRA, TRACTOR FIAT 780,
REF. DIPRA ARR. TIPO AN115



101782
Arr. T. DIPRA, TRACTOR FIAT 780,
REF. DIPRA ARR. TIPO AN115

FORD



100003
Arr. T. INDIEL, FORD F-100,
FORD 350, MOTOR V8



101164
Arr. T. INDIEL, FALCON,
FAIRLANE 62-67



101167
Arr. T. INDIEL, CAMION FORD ,
MOTOR MWM, REF. DIPRA T.
DIESEL LIGERO



101180
Arr. T. INDIEL, FORD
FALCON FRONTAL



101165
Arr. T. INDIEL, TAUNUS



101176
Arr. T. FORD, MOTORCRAF,
FORD KA



101179
Arr. T. VALEO, FORD KA



101209
Arr. T. INDIEL, FORD F100, 250,
4000, 7000, 14000 , MOTOR
MWM, ARR.TIPO: M93R



101168
Arr. T. INDIEL, FORD CARGO,
MOTOR CUMMINS, ARR.TIPO:
M93R



101171
Arr. T. INDIEL, FORD CARGO
1622, ARR. TIPO: M100R-MOTOR
CUMMINS 6CTA/A 8.3



101172
Arr. T. INDIEL, CUMMINS 6BT,
CUMMINS 6BT, ARR. TIPO: M93R



101185
Arr. T. INDIEL M100R,
CATERPILLAR, J.DEERE, FORD,
MAQ. VIALES, CUMMINS



121210
CUBRE IMPULSOR ARR.
T.INDIEL FORD RANGER 3 LTS,
35262889 - 35262475

IKA



101027
Arr. T. INDIEL, JEEP IKA,
ESTANCIERA, KAISER,
MOTOR CONTINENTAL



101027/1
Arr. T. DIPRA T. D. LIGERO,
JEEP IKA , ESTANCIERA,
KAISER, MOTOR CONTINENTAL



101027/2
Arr. T. DIPRA T.D. LIGERO, JEEP IKA ,
ESTANCIERA, KAISER,
MOTOR CONTINENTAL



101027/2F
Arr. T. DIPRA T.D. LIGERO, JEEP IKA ,
ESTANCIERA, KAISER,
MOTOR CONTINENTAL

MITSUBISHI



101200
Arr. T. INDIEL, TORINO



101562
Arr. T. INDIEL, RAMBLER,
TORINO 300L, TORINO 300S



101050
Arr. T. DIPRA, MITSUBISHI
CANTER, REFORMA DIPRA

NISSAN



101714
Arr. T. BOSCH, NISSAN V16,
SENTRA, BOSCH
MEXICANO

PEUGEOT



100154
Arr. T. INDIEL, PEUGEOT 403,
CON PALANCA DE HIERRO



100154/1
Arr. T. TAMATEL, PEUGEOT 404



100154/2
Arr. T. INDIEL, PEUGEOT 404,
HIERRO



100154/3
Arr. T. TAMATEL, PEUGEOT 504



100154/4
Arr. T. FENSACO, PEUGEOT 404



100154/5
Arr. T. FENSACO, PEUGEOT 504



100160
Arr. T. INDIEL, PEUGEOT 404,
PEUGEOT 504,
SOLENOIDE 2 AGUJEROS



100160/1
Arr. T. DUCCELLIER, INDIEL,
PEUGEOT 404, PEUGEOT 504,
CON BUJE 902



100160/2
Arr. T. INDIEL, PEUGEOT 504
2000CC, SOLENOIDE 4
AGUJEROS



100160/3
Arr. T. INDIEL, PEUGEOT DIESEL
LIGERO, BUJE GRANDE,
EJE 15mm.



100160/4
Arr. T. INDIEL, PEUGEOT DIESEL
LIGERO, BUJE CHICO, EJE 14mm.



100160/5
Arr. T. INDIEL, PEUGEOT 504,
PEUGEOT 505, ARR. TIPO: M93



101100
Arr. T. GAREF, PEUGEOT 404,
PEUGEOT 504



101800
Arr. T. GAREF, PEUGEOT 504,
PEUGEOT 505 2000CC



101102
Arr. T. BOSCH, PEUGEOT 405



101173
Arr. T. VALEO, PEUGEOT 405,
PEUGEOT 306



101182
Arr. T. VALEO, PEUGEOT 206,
PEUGEOT 306



101222
Arr. T. VALEO, PEUGEOT 207
1.6 HDI/PARTNER/BERLINGO

RASTROJERO



100102
Arr. T. BOSCH, RASTROJERO
BORGWARD



100106
Arr. T. DIPRA, RASTROJERO
BORGWARD



100106/1
Arr. T. DIPRA, RASTROJERO
BORGWARD, REF. DIPRA T.
D.LIGERO



100250
Arr. T. IME, RASTROJERO INDENOR,
SOLENOIDE: ORIFICIOS
ENTRECENTROS 57mm.



100250/1
Arr. T. IME, RASTROJERO IME,
SOLENOIDE: ORIFICIOS
ENTRECENTROS 54,5mm.



100250/2
Arr. T. INDIEL, RASTROJERO
IME, MODELO NUEVO



100250/3
Arr. T. INDIEL, PEUGEOT,
RASTROJERO, MOTOR INDENOR

RENAULT



100150
Arr. T. DUCELLIER, INDIEL,
RENAULT 4, DAUPHINE, GORDINI



100158
Arr. T. INDIEL, RENAULT 4,
RENAULT 6, RENAULT 12,
RENAULT 18, RENAULT 19



101157
Arr. T. INDIEL, RENAULT 18,
RENAULT 19, KANGOO, TRAFIC



101158
Arr. T. BOSCH, RENAULT 9,
RENAULT 19



101159
Arr. T. INDIEL, RENAULT 18,
TRAFIC DIESEL



101160
Arr. T. ARGELITE, RENAULT 12,18



101175
Arr. T. ARGELITE, RENAULT 9, 12,
19, MOT 1.6



101161
Arr. T. INDIEL, RENAULT 12,
RENAULT 18, ARR. TIPO M93



101162
Arr. T. INDIEL, TRAFIC,
RENAULT 18, MOTOR 1400CC



101163
Arr. T. INDIEL, RENAULT 11,
RENAULT 12, RENAULT 18 ,
MOTOR 1600CC



101163/1
Arr. T. INDIEL, RENAULT 11,
RENAULT 12, RENAULT 18 ,
MOTOR 1600CC



101169
Arr. T. VALEO, RENAULT 19



101170
Arr. T. VALEO, RENAULT 19,
KANGOO, TRAFIC



101181
Arr. T. VALEO, RENAULT
LOGAN, KANGOO



101183
Arr. T. BOSCH, RENAULT
LOGAN, KANGOO



101184
Arr. T. INDIEL, RENAULT 18 ,
MOTOR 2000CC NAFTA, TIPO M93

VOLKSWAGEN



101174
Arr. T. BOSCH, VW POLO



101186
Arr. T. BOSCH, VW POLO,
ARRANQUE CON REDUCCION



101187
Arr. T. VALEO, VW FOX,
VW SURAN



101189
Arr. T. DIPRA, VW AMAROK



101712
Arr. T. BOSCH, VW GOL,
VW SENDA, VW SAVEIRO



101715
Arr. T. WAPSA, GOL, SENDA,
SAVEIRO



101716
Arr. T. INDIEL, GOL, SENDA,
SAVEIRO



101219
Arr. T. BOSCH, FOX, SURAN

DEUTZ



101426
Arr. T. INDIEL, DEUTZ 913



101427
Arr. T. DIPRA, DEUTZ 70, DEUTZ 85,
FHAR, REFORMA DIPRA
ARRANQUE TIPO AN115



101428
Arr. T. NASHVILLE, DEUTZ 913



101429
Arr. T. BOSCH, DEUTZ 913



101430
Arr. T. DIPRA, DEUTZ 1113,
DEUTZ 2114 , REFORMA DIPRA
ARRANQUE TIPO AN115



101469
Arr. T. DIPRA, BNG, CAV.
MERCEDES BENZ, FIAT, DEUTZ,
TRACTORES, REF. P/IMP. Z9



101469/10
Arr. T. DIPRA, MERCEDES BENZ,
FIAT, DEUTZ, MAQ. VIALES, TRAC-
TORES, P/IMPULSOR Z10, Z11

GROSPAL



101061
Arr. T. DIPRA, CAMION
GROSSPAL, MOTOR NISSAN-
REF. DIPRA TIPO D.LIGERO

MERCEDES BENZ



100020
Arr. T. BOSCH, M.BENZ 170



101060
Arr. T. DIPRA, M.BENZ,
MAQUINAS VIALES, REFORMA
DIPRA TIPO AN115



101198
Arr. T. INDIEL, M.BENZ, MOTOR
CUMMINS, B4 CIL. ARR. M100R



101307
Arr. T. INDIEL, FIAT 900E, DEUTZ,
J.DEERE, M.BENZ 608

MERCEDES BENZ



101383
Arr. T. BOSCH, M.BENZ



101385
Arr. T. BOSCH, M.BENZ 608



101388
Arr. T. DELCO, M.BENZ 1720,
MOTOR CUMMINS 28MT



101389
Arr. T. DELCO, UNIPOINT,
M.BENZ, MAQ. VIALES,
TRACTORES, CUMMINS



101399
Arr. T. DELCO, M.BENZ,
MOTOR CUMMINS



101420
Arr. T. NASHVILLE, M.BENZ,
MAQUINAS VIALES,
TRACTORES, MOTOR CUMMINS



101649
Arr. T. INDIEL, M.BENZ 1517,
M.BENZ 608, DESDE 1978



101649/1
Arr. T. INDIEL, MERCEDES BENZ
911/1112/1114-HASTA 1979,
SOLENOIDE RECTO

MOTOR BORWARD



101217R
Arr. T. DELCO, M.BENZ, VOLVO:
210-260-310, VW, AGRALE,
MOT. MWM ELECTRONICO



101469
Arr. T. DIPRA, BNG, CAV.
MERCEDES BENZ, FIAT, DEUTZ,
TRACTORES, REF. P/IMP. Z9



100107
Arr. T. BOSCH, BORGWARD,
MOTOR TURBO

JOHN DEERE



101064
Arr. T. DIPRA, J.DEERE 445,
REFORMA DIPRA TIPO AN115



101068
Arr. T. INDIEL, J.DEERE 1420,
J.DEERE 2030, J.DEERE 2530,
HASTA 1975

MOTORES PERKINS



100099
Arr. T. INDIEL, PERKINS 6-354,
J.DEERE, MODELO VIEJO



101240
Arr. T. INDIEL, PERKINS 6-354,
FORD 7000



101305
Arr. T. INDIEL, PERKINS 6-305,
PERKINS 4-203



101591
Arr. T. INDIEL, MOTORES
PERKINS 6-305, 4-203, J.DEERE,
FORD 600DMODELO VIEJO



101405
Arr. T. NASHVILLE,
PERKINS 6-305, PERKINS 4-203

LINEA ASIATICA



101049
Arr. T. DIPRA, CAMION 3 STAR,
JAC, LYDON, JIMBEI, YUEJIN,
REF.DIPRA T. D. LIGERO



101055
Arr. T. DIPRA, CAMION SANXING,
BLACK ASIATICO,
REF.DIPRA T. D. LIGERO



101055/1
Arr. T. DIPRA, PALA CARGADORA
FRONTAL MICHIGAN 45,
REFORMA DIPRA

KUBOTA



101075
Arr. T. DIPRA, MOTOR KUBOTA,
REFORMA DIPRA

REFORMAS VARIAS



101043
Arr. T. DIPRA, TRACTOR
HANOMAG 33/55, LADO
DERECHO, ENCASTRE Ø57mm.



101044
Arr. T. DIPRA, TRACTOR
HANOMAG 33/35,
ENCASTRE Ø62mm.



101045
Arr. T. DIPRA, TRACTOR
BELARUZ



101082
Arr. T. DIPRA, CAMION
CON CESTA ELEVADORA,
REFORMA DIPRA

SCANIA



101054
Arr. T. DIPRA, SCANIA, FIAT,
MAQ. VIALES, REEMPALAZO
ARR. DELCO-REF. T. An115



101386
Arr. T. BOSCH, SCANIA 220,
SCANIA 250, SCANIA 260

TOYOTA



101057
Arr. T. DIPRA, TOYOTA,
REFORMA DIPRA ARRANQUE
TIPO DIESEL LIGERO



101058
Arr. T. DIPRA, TOYOTA,
REEMP. NIPPONDENSO,
AGUJERO ROSCADO



101220
Arr. T. BOSCH, TOYOTA,
COROLLA 1.8/2.0 16V T.
ARR. F000C60299

TAPAS INTERMEDIA



501045
Arr. T. INDIEL, CHEVROLET



501059
Arr. T. INDIEL, RAMBLER,
KAISER, ESTANCIERA, DODGE



501105
Arr. T. INDIEL, RASTROJERO
BORGWARD



501115
Arr. T. IME, RASTROJERO



501116
Arr. T. BOSCH, DEUTZ, FIAT,
FORD, M.BENZ, SACANIA, ETC.



501118
Arr. T. DELCO, BOSCH, M.BENZ



501120
Arr. T. DELCO, FIAT, IVECO,
M.BENZ, SCANIA, ETC., ARR.
TIPO 28MT



501703
Arr. T. INDIEL, FIAT, FORD, DEUTZ,
IVECO, J.DEERE, IVECO, M.BENZ,
SCANIA, ETC., ARR. T. AN 115



501704
Arr. T. INDIEL, RENAULT TRAFIC



501705
Arr. T. INDIEL, RENAULT R12 TS,
RENAULT 18 TS



501706
T. INDIEL AN115 C/RETEN, FIAT,
FORD, DEUTZ, IVECO, J.DEERE,
IVECO, M.BENZ, SCANIA, ETC.

SUPLEMENTOS DE ARRANQUE



902108
Arr. T. INDIEL, LUCAS, BOSCH,
CHEVROLET, BEDFORD,
FORD, ETC.



902109
Arr. T. INDIEL, LUCAS, BOSCH,
M.BENZ



902109/1
Arr. T. INDIEL, LUCAS, BOSCH,
M.BENZ



902120
Arr. T. FORD, MOTORCRAFT,
FORD FALCON



902121
Arr. T. BOSCH, INDIEL, FORD,
MOTOR MWM



902122
Arr. T. DIPRA, ARRANQUES ETC.
TIPO AN 115, ARRANQUE
TIPO AN 115



902123
Arr. T. DIPRA, ARRANQUES ETC.
TIPO AN 115-ESPESOR 7mm.,
ESPESOR 7mm.



902124
Arr. T. DIPRA, MOTOR BORGWARD
8mm., ESPESOR 8mm.



902125
Arr. T. DIPRA, MOTOR CONTINENTAL,
AUTOELEVADORES, ESPESOR 5mm.



902126
Arr. T. DIPRA, FIAT 700,
REFORMA DIPRA,
ESPESOR 18mm.



902127
Arr. T. M. MARELLI, FIAT DUCATO



902128
Arr. T. DIPRA, FIAT 411,
ESPESOR 13mm.

CARCAZAS DE MOTORES DE ARRANQUE



901110

Arr. T. INDIEL, DEUTZ, J.DEERE, FIAT, FORD, IVECO, M.BENZ, VW, SCANIA, ETC.



901110/4

Arr. T. INDIEL, DEUTZ, J.DEERE, FIAT, FORD, IVECO, M.BENZ, VW, SCANIA, ETC.



901110/2

Arr. T. INDIEL, DEUTZ, J.DEERE, FIAT, FORD, IVECO, M.BENZ, VW, SCANIA, ETC.



901111

Arr. T. INDIEL, FIAT, J.DEERE, RASTROJERO, PEUGEOT, ETC.



901111/4

Arr. T. INDIEL, FIAT, J.DEERE, RASTROJERO, PEUGEOT, ETC.



901111/2

Arr. T. INDIEL, FIAT, J.DEERE, RASTROJERO, PEUGEOT, ETC.



901110B

Arr. T. BOSCH, DEUTZ, J.DEERE, FIAT, FORD, IVECO, M.BENZ, VW, SCANIA, ETC.



901110B/4

Arr. T. BOSCH, DEUTZ, J.DEERE, FIAT, FORD, IVECO, M.BENZ, VW, SCANIA, ETC.

CARCAZAS DE MOTORES DE ARRANQUE



901110B/2

Arr. T. BOSCH, DEUTZ, J.DEERE, FIAT, FORD, IVECO, M.BENZ, VW, SCANIA, ETC.



901114

Arr. T. INDIEL, FIAT, FORD, RENAULT, PEUGEOT, VW, ETC., TIPO M93R



901115

Arr. T. VALEO, RENAULT, PEUGEOT, VW, ETC., ARRANQUE TIPO, D6R



901116

Arr. T. VALEO, FORD, RENAULT, PEUGEOT, VW, ETC., ARR. D6R GIRO ANTI HORARIO

SUNCHO



902039

Arr. T. INDIEL, DEUTZ, J.DEERE, FIAT, FORD, IVECO, M.BENZ, VW, SCANIA, ETC.

CAMPO DE ARRANQUE



253119

DIPRA, FIAT, DEUTZ, MERCEDES BENZ, FIAT, PERKINS, ETC., DIPRA 24v. LARGO (ESPECIAL)

IME

DIPRA



801360
RASTROJERO, MOTOR INDENOR



801360/1
RASTROJERO, MOTOR INDENOR



801361
MOTORES HIDRAULICOS

BOSCH-NASHVILLE



801365
RASTROJERO, MERCEDES BENZ, MOTOR BORGWARD



801372
WAPSA-BOSCH, VOLKSWAGEN: GOL, SENDA DIESEL



802071
FIAT, FORD, ETC.



802370
DEUTZ, J.DEERE, FIAT, FORD, IVECO, MERCEDES BENZ, VW, SCANIA, ETC.



802029
DEUTZ, J.DEERE, FIAT, FORD, IVECO, MERCEDES BENZ, VW, SCANIA, ETC.



802072
DEUTZ, J.DEERE, FIAT, FORD, IVECO, MERCEDES BENZ, VW, SCANIA, ETC.



802042
DEUTZ, J.DEERE, FIAT, FORD, IVECO, MERCEDES BENZ, VW, SCANIA, ETC., 1 SALIDA



802042/1
DEUTZ, J.DEERE, FIAT, FORD, IVECO, MERCEDES BENZ, VW, SCANIA, ETC., 2 SALIDAS



P2425C
FIAT, FORD, IHC, J.DEERE, NAVISTAR, RENAULT, VOLVO, SERIE DD, CARB. 10x25x23



802371
DEUTZ, J.DEERE, FIAT, FORD, IVECO, MERCEDES BENZ, VW, SCANIA, ETC.



802375
BOSCH-WAPSA, VARIOS



802477
FIAT: FIORINO, MOTOR FIRE



802477/1
RENAULT: LOGAN, SANDERO



801100
NASHVILLE, DEUTZ, J.DEERE, FIAT, FORD, IVECO, MERCEDES BENZ, VW, SCANIA, ETC., FKB



801100A
NASHVILLE, DEUTZ, J.DEERE, FIAT, FORD, IVECO, MERCEDES BENZ, VW, SCANIA, ETC., FKB

NASHVILLE



801100B
NASHVILLE, DEUTZ, J.DEERE, FIAT, FORD, IVECO, MERCEDES BENZ, VW, SCANIA, ETC., FKB ARMADA



801096/2
DEUTZ, J.DEERE, FIAT, FORD, IVECO, M.BENZ, VW, SCANIA, ETC.

DELCO



802474
DEUTZ, J.DEERE, FIAT, FORD,
IVECO, M.BENZ, VW, SCANIA,
ETC., 28MT



802479
DEUTZ, J.DEERE, FIAT, FORD,
IVECO, M.BENZ, VW, SCANIA,
ETC., ARRA. 29MT



802488
DEUTZ, JONH DEERE, FIAT,
FORD, IVECO, MERCEDES BENZ,
VW, 29MTSCANIA,ETC.,
ARRA. 29MT

DUCELLIER-TAMATEL



801153
TAMATEL, DODGE, PEUGEOT,
ETC., Carbon: 8x15x15



801153C
TAMATEL, DODGE, PEUGEOT,
ETC., Carbon: 8x15x15

GAREF



801021
FIAT 1500, Carbon: 7x6x20

GAREF



801128
FIAT 600, 750, 1100 ,
Carbon: 6x16x17



802369
CHEVROLET, Carbon: 8x15x15



801151
DODGE, FIAT, FORD, PEUGEOT,
RENAULT, VW, Carbon: 8x15x15



801151C
DODGE, FIAT, FORD, PEUGEOT,
RENAULT, VW, Carbon: 8x15x15




801151/7
DODGE, FIAT, FORD, PEUGEOT,
RENAULT, VW, Carbon: 8x15x15



801151/7C
DODGE, FIAT, FORD, PEUGEOT,
RENAULT, VW, Carbon: 8x15x15



801151/8
DODGE, FIAT, FORD, PEUGEOT,
RENAULT, VW, Carbon: 8x15x15




801151/8C
DODGE, FIAT, FORD, PEUGEOT,
RENAULT, VW, Carbon: 8x15x15

INDIEL



801151/4
DODGE, FIAT, FORD, PEUGEOT,
RENAULT, VW, Carbon: 8x15x15



801151/4C
DODGE, FIAT, FORD, PEUGEOT,
RENAULT, VW, Carbon: 8x15x15



801151/5
DODGE, FIAT, FORD, PEUGEOT,
RENAULT, VW, Carbon: 8x15x15



801151/5C
DODGE, FIAT, FORD, PEUGEOT,
RENAULT, VW, Carbon: 8x15x15



801151/6
CITROEN 2CV 6V.,
Carbon: 8x15x15



801151/6C
CITROEN 2CV 6V.,
Carbon: 8x15x15



801096/1
DEUTZ, J.DEERE, FIAT, FORD,
IVECO, M.BENZ, VW, SCANIA,
TIPO AN 115



801096/1C
DEUTZ, J.DEERE, FIAT, FORD, IVECO,
M.BENZ, VW, SCANIA, AN115 C/CARB.

INDIEL



801096/1A
DEUTZ, J.DEERE, FIAT, FORD,
IVECO, M.BENZ, VW, SCANIA,
AN115 TODA AISLADO



801040
CHEVROLET, FIAT, FORD,
RENAULT, PEUGEOT, VW,
ETC., M93



801040C
CHEVROLET, FIAT, FORD,
RENAULT, PEUGEOT, VW,
ARRANQUE TIPO, M93

801287
CHEVROLET, FIAT, FORD, RENAULT,
PEUGEOT, VW, M100
(CASILLERO PLASTICO)



801287C
CHEVROLET, FIAT, FORD, RENAULT,
PEUGEOT, VW, M100-CASIL. PLASTICO
C/ CARBONES



801287B
FORD, GM, FIAT,
M100-CASILLERO BAKELITA

801287BF
FALCON, F100, M100-CASILLERO
BAKELITA CON CARBONES



802070
CHEVROLET, FIAT, FORD, ETC.



802475
DEUTZ, J.DEERE, FIAT, FORD,
IVECO, M.BENZ, VW, SCANIA,
ETC., ARRANQUE TIPO M93R



P4117
ARR.M100-(PLASTICO),
Esc. 4.7/10.3x13.3x17.5, FIAT,
FORD, IKA, RENAULT, PEUGEOT



P4117C
IDEM P4117 CON CARBONES



P4117B
ARR, M100-(BAQUELITA),
Esc. 4.7/10.3x13.3x17.5, FORD:
TAUNUS, F100, FIAT, TORINO



P4117BF
IDEM P4117B, CON CARBONES
PARA TORINO



P4117BFI
IDEM P4117B, CON CARBONES
PARA FIAT 125



P4117BT
IDEM P4117B, CON CARBONES
PARA FORD



P4122
12v. M93R, Esc. 3.5/9.5x11.6x16,
FIAT, FORD, RENAULT, PEUGEOT,
VOLKSWAGEN



P4122C
12v. M93R, Esc. 3.5/9.5x11.6x16,
FIAT, FORD, RENAULT, PEUGEOT,
VOLKSWAGEN



P4107
GAREF, Esc. 8x15x15, FIAT,
RENAULT, PEUGEOT,
VOLKSWAGEN, SIN CARBONES



P4124
LUCAS, Esc. 8.8x19x13, AGRALE,
CHEVROLET, FORD, FIAT, IKA,
IVECO, J.DEERE



P4121
JJUEGO 4 CASILELEROS, ARR.
M93, RAGRALE, CITROEN, FIAT,
IVECO, J.DEERE, M, BENZ,



P4121C
JUEGO 4 CASILELEROS
CON CARBONES



P4123
12 CASILLEROS CON RESORTES

HITACHI



802703
INDIEL, VARIOS, ARRANQUE
TIPO M74DD




802472
INDIEL, RENAULT, M74R



802473
INDIEL, POLO DIESEL, POINTER,
ORION, M74R GIRO IZQUIERDO

MAGNETI MARELLI



P2435C
DEUTZ, FIAT, IVECO,
Carbon: 8x25x23

VALEO



802476
VOLKSWAGEN: FOX, SURAN



802478
PEUGEOT



P2286C
PEUGEOT, Carbon: 8x15.5x15




802375
BOSCH, VARIOS

 <p>A1094 Arr. T. BOSCH, FKB,</p>	 <p>A1095 Arr. T. BOSCH, FKB</p>	 <p>T9034 Arr. T. BOSCH, BNG</p>	 <p>T9260 Arr. T. BOSCH, RASTROJERO</p>
 <p>C1068 Arr. T. BOSCH, EJE: 11mm., VW BRASILERO</p>	 <p>C1088 Arr. T. BOSCH, EJE: 14.2mm., CHEV., DEUTZ, FIAT, FORD, J.DEERE, M.BENZ, SCANIA, ETC.</p>	 <p>C1090 Arr. T. BOSCH, EJE: 7.5mm., VW: POLO</p>	 <p>C1065 Arr. T. BOSCH, EJE: 14mm., RASTROJERO</p>
 <p>C1076 Arr. T. BOSCH, EJE: 14.2mm., FIAT, FORD, IVECO, M.BENZ, VOLKSWAGEN</p>	 <p>C1072 Arr. T. DELCO MT28, EJE: 14mm., FIAT, FORD, M.BENZ, VW, ETC.</p>	 <p>C1099 Arr. T. DELCO MT29, EJE: 11mm., CHEVROLET, DEUTZ, FIAT, FORD, J.DEERE, M.BENZ, SCANIA, ETC.</p>	 <p>T9157 Arr. T. DUCELLIER, INDIEL, RENAULT, PEUGEOT</p>
 <p>C1085 Arr. T. FENSACO, EJE: 12mm., RENAULT 12</p>	 <p>C1063 Arr. T. GAREF, EJE: 14mm., FIAT 1500, FIAT 1600</p>	 <p>C1064 Arr. T. GAREF, EJE: 12mm., FIAT 128, PEUGEOT</p>	 <p>C1069 Arr. T. GAREF, EJE: 11.5mm., FIAT 147, UNO, DUNA</p>
 <p>C1013 Arr. T. INDIEL, EJE: 15mm., ARRANQUE AN 115 TODOS</p>	 <p>C1066 Arr. T. INDIEL, EJE: 12mm., ARR. FRONTAL, CHEV. FIAT, FORD, RENAULT, PEUGEOT, VW</p>	 <p>C1067 Arr. T. INDIEL, EJE: 12mm., FORD SCORD, ETC.</p>	 <p>C1078 Arr. T. INDIEL, EJE: 15mm., ARR. AN115 REFORZADO TODOS. IMPULSOR Z10</p>
 <p>C1079 Arr. T. INDIEL, EJE: 15mm., ARR. AN115 REFORZADO TODOS. IMPULSOR Z9</p>	 <p>C1081 Arr. T. INDIEL, EJE: 10mm., FIAT FIRE</p>	 <p>C1082 Arr. T. INDIEL, EJE: 14mm., REANULT: TRAFIC, PEUGEOT D.</p>	 <p>C1086 Arr. T. INDIEL, EJE: 12mm., RENAULT TRAFIC</p>

 <p>C1093 Arr. T. INDIEL, EJE: 12mm., RENAULT 12, ETC.</p>	 <p>C1095 Arr. T. INDIEL, EJE: 15mm., FIAT, DEUTZ, J.DEERE, M.BENZ, VW, ETC.</p>	 <p>C1096 Arr. T. INDIEL, EJE: 15mm., FIAT, DEUTZ, J.DEERE, M.BENZ, VW, CUMMINS, ETC.</p>	 <p>C1062 Arr. T. INDIEL, GAREF, EJE: 12mm., CHEVROLET, FORD: FALCON, RENAULT, ETC.</p>
 <p>C1089 Arr. T. LUCAS, M. MERELLI, EJE: 17mm., VARIOS</p>	 <p>C1087 Arr. T. MITSUBISHI, EJE: 12mm., RENAULT 18</p>	 <p>C1098 Arr. T. MITSUBISHI, EJE: 19mm., MITSUBISHI, ETC.</p>	 <p>C1084 Arr. T. MOTORCRAFT, FORD, WAPSA, , FORD, ETC.</p>
 <p>C1077 Arr. T. NASHVILLE, EJE: 15mm., CHEV., DEUTZ, FIAT, FORD, J.DEERE, M.BENZ, SCANIA, ETC.</p>	 <p>C1075 Arr. T. PARIS RHONE, EJE: 13mm., RENAULT, PEUGEOT</p>	 <p>S3007 Arr. T. TRIA, EJE: 12mm., DODGE: POLARA, ETC.</p>	 <p>S3008 Arr. T. TRIA, EJE: 12mm., DODGE, POLARA, ETC.</p>
 <p>C1073 Arr. T. VALEO, EJE: 11.5mm., CITROEN, FORD, PEUGEOT, RENAULT, ETC.</p>	 <p>C1074 Arr. T. VALEO, EJE: 11.5mm., CITROEN FORD, PEUGEOT, RENAULT, ETC.</p>	 <p>C1083 Arr. T. VALEO, EJE: 8mm., CITROEN, FORD, PEUGEOT, RENAULT, ETC.</p>	 <p>C1091 Arr. T. VALEO, EJE: 12mm., REANULT: KANGOO, PEUGEOT, ETC.</p>
 <p>C1097 Arr. T. VALEO, EJE: 11mm., CITROEN, FORD, PEUGEOT, RENAULT, ETC.</p>	 <p>C1092 Arr. T. VALEO , EJE: 11mm., CITROEN, FORD, PEUGEOT, RENAULT, ETC.</p>	 <p>C1100 T. VALEO , TORNILLO ROSCA 6mm. VW, GOL TREN, FOX, SURAN</p>	 <p>T9158 TUERCA ROSCA IZQUIERDA Arr. ETC., FIAT 411</p>
 <p>C1094 Arr. ETC., EJE: 12mm., AUTOELEVADORES, ETC.</p>			

 <p>G1009 Arr. T. BOSCH, SALIDA DE CAMPO, DEUTZ, J.DEERE, FIAT, FORD, IVECO, M.BENZ, VW, SCANIA, ETC.</p>	 <p>G1012 Arr. T. BOSCH JF, SALIDA CAMPO, DEUTZ, J.DEERE, FIAT, FORD, IVECO, M.BENZ, VW, SCANIA, ETC.</p>	 <p>G1019 T. BOSCH, BNG, JUNTA GUARDAPOLVO, DEUTZ, FIAT, M.BENZ, VW, SCANIA, ETC.</p>	 <p>G3501 Arr. T. BOSCH, JGO. GOMAS PLANETARIO, 6x12x20mm., BMW, AUDI, FIAT, FORD, NISSAN, CITROEN, VW</p>
 <p>G3503 Arr. T. BOSCH, JGO. GOMAS PLANETARIO, Med. 5.5x15x20, CHEVROLET, FIAT, FORD, PEUGEOT, VW</p>	 <p>G3504 T. BOSCH, JGO. GOMAS PLANETARIO, Med. 10.8x15x25, CHEVROLET, FIAT, FORD, VW</p>	 <p>G3507 Arr. T. BOSCH, JGO. GOMAS PLANETARIO, 7x18.7x29.5, AGRALE, DEUTZ, J.DEERE, FORD, M.BENZ, VW, ETC.</p>	 <p>G1192 Arr. T. BOSCH, GOMA SALIDA DE CAMPO,, DEUTZ, J.DEERE, FIAT, FORD, IVECO, M.BENZ, VW, SCANIA, ETC.</p>
 <p>G2003 Arr. T. BOSCH, JUEGO RETEN DE PIÑON, ARRANQUE BNG</p>	 <p>G1188 Arr. T. NASHVILLE, BOSCH ALEMAN, GOMA SALIDA DE CAMPO</p>	 <p>G1001 T. INDIEL, JUEGO DE GOMAS CIERRE CARCAZA, ARR, An115</p>	 <p>G1001/10 Arr. T. INDIEL, GOMA DE CIERRE CARCAZA, ARR, AN115 TODOS</p>
 <p>G1001/5MB Arr. T. INDIEL, AN115 GOMA DE CIERRE CARCAZA, M.BENZ, ETC.</p>	 <p>G1001MB Arr. T. T. INDIEL, JUEGO DE GOMAS CIERRE CARCAZA, M. BENZ, ARR, AN115 TODOS</p>	 <p>G1002 Arr. T. INDIEL, O'RING DE CIERRE TAPA INTERMEDIA, ARR, AN115 TODOS</p>	 <p>G1003 Arr. T. INDIEL, JUEGO DE GOMAS CIERRE CARCAZA, ARR, AN115 TODOS M/NUEVO</p>
 <p>G1003/5 Arr. T. INDIEL, GOMA DE CIERRE CARCAZA, MODELO NUEVO, ARR. AN115 TODOS</p>	 <p>G1007 Arr. T. INDIEL, GOMA DE CIERRE CARCAZA, FORD</p>	 <p>G1008 Arr. T. INDIEL, CAPUCHON GOMA SALIDA DE CAMPO, ARR. AN115 TODOS</p>	 <p>G1010 Arr. T. INDIEL, GOMA DE CIERRE CARCAZA, FORD</p>
 <p>G1014 Arr. T. INDIEL, JUNTA TAPA DE SOLENOIDE,ARR. AN115 TODOS</p>	 <p>G1088 Arr. T. INDIEL, GOMA DE CIERRE CARCAZA, FORD</p>	 <p>G1170 Arr. T. INDIEL M93, GOMA SALIDA DE CAMPO, CITROEN, FIAT, FORD, RENAULT, PEUGEOT, VW, ETC.</p>	 <p>G1171 Arr. T. INDIEL M93, GOMA SALIDA DE CAMPO, CITROEN, FIAT, FORD, RENAULT, PEUGEOT, VW, ETC.</p>

 <p>G1184 Arr. T. INDIEL, GOMA DE SALIDA DE CAMPO, CITROEN, FIAT, FORD, RENAULT, PEUGEOT, VW, ETC.</p>	 <p>G3502 Arr. T. INDIEL, JGO. DE GOMAS PLANETARIO, Med. 9.5x15x20mm., ARR, VARIOS</p>	 <p>G2009 Arr. T. INDIEL, RETEN DE TAPA INTERMEDIA, ARR, AN115 TODOS</p>	 <p>G2011 Arr. T. INDIEL, JUEGO RETENES TORNILLO PASANTE, ARR. AN115 TODOS</p>
 <p>G3506 Arr. T. INDIEL, PRESTOLITE M100R TODOS, JGO. DE GOMAS DE PLANETARIO</p>	 <p>G3505 Arr. T. HITACHI, INDIEL, M74R TODOS, GOMA DE PLANETARIO</p>	 <p>G1005 Arr. T. HITACHI, INDIEL M74R TODOS, GOMA DE CIERRE CARCAZA, M74R</p>	 <p>G1006 Arr. T. HITACHI, INDIEL M74, GOMA DE CIERRE CARCAZA</p>
 <p>G1172 Arr. T. HITACHI, INDIEL M74R, GOMA DE SALIDA DE CAMPO</p>	 <p>G1191 Arr. T. DELCO, JUEGO DE GOMA Y BUJE SALIDA DE ARRANQUE, Mt29</p>	 <p>G3508 T. DELCO, CHEVROLET, CITROEN, FIAT, PEUGEOT</p>	 <p>G3509 T. DELCO / MITSUBISHI: CITROEN, CHEVROLET, CHRYSLER, CLARK, DODGE, FORD, ETC.</p>
 <p>G3510 T. DELCO / MITSUBISHI: CITROEN, CHEVROLET, DODGE, FORD, HYUNDAI, JEEP, KIA, RENAULT, PEUGEOT,</p>	 <p>G1187 Arr. T. GAREF, GOMA DE SALIDA DE CAMPO, CITROEN, FIAT, FORD, RENAULT, PEUGEOT, VW, ETC.</p>	 <p>G1020 Arr. T. VALEO, GOMA DE CIERRE CARCAZA, CITROEN, RENAULT, PEUGEOT, VW</p>	 <p>G1190 Arr. T. VALEO, JUEGO DE GOMAS CIERRE ARRANQUE, CITROEN, FIAT, FORD, RENAULT, PEUGEOT, VW, ETC.</p>

 <p>S1023 Arr. T. BOSCH, ARR. BNG, BORNE DE POTENCIA CURVO</p>	 <p>S1102 Arr. T. BOSCH, ARR. BNG, BORNE DE POTENCIA RECTO, COMPLETO</p>	 <p>S1205 Arr. T. BOSCH, NASHVILLE, ARR. BNG, BORNE DE POTENCIA,</p>	 <p>S1005 Arr. T. BOSCH, ARR. BNG BORNE DE MASA</p>
 <p>S1207 Arr. T. BOSCH, NASHVILLE, ARR. BNG BORNE DE POTENCIA NEGATIVO</p>	 <p>S1201 Arr. T. BOSCH, NASHVILLE, ARR. FKB JUEGO DE CONEXION PARA BORNE 50 ,</p>	 <p>S1105 Arr. T. BOSCH, MALLA SOLENOIDE, EJD, RASTROJERO</p>	 <p>S1107 Arr. T. BOSCH, MALLA SOLENOIDE, EJD, RASTROJERO</p>
 <p>S1127 Arr. T. BOSCH, SALIDA DE CAMPO, M.BENZ, ETC.</p>	 <p>G3004 Arr. T. DELCO, ARR. 28MT, JGO. AISLACIONES CARCAZA</p>	 <p>S1129 Arr. T. GAREF, SALIDA DE CAMPO, FIAT, RENUIT, PEUGEOT</p>	 <p>G3003 Arr. T. INDIEL, JUEGO AISLACIONES CARCAZA, ARR. AN115 TODOS</p>
 <p>G3003/10 Arr. T. INDIEL, 10 AISLANTES DE CARCAZA, ARR. AN115 TODOS</p>	 <p>S1025 Arr. T. INDIEL, JGO. ARANDELAS PRENSACABLE, ARRANQUE AN115-24v.TODOS</p>	 <p>S1112 Arr. T. INDIEL, JGO. ARANDELAS PRENSACABLE, AN115-12v. TODOS</p>	 <p>S1113 Arr. T. INDIEL, PUENTE COBRE, CHEVROLET, FALCON</p>
 <p>S1122 Arr. T. INDIEL, SALIDA DE CAMPO, Cable 10mm., RENAULT, PEUGEOT</p>	 <p>S1124 Arr. T. INDIEL, DUCELLIER, SALIDA DE CAMPO, RENAULT, PEUGEOT</p>	 <p>S1131 Arr. T. INDIEL, TORNILLO SALIDA POSITIVO, IKA, FORD, CHEVROLET</p>	 <p>S1121 Arr. T. IME, SALIDA DE CAMPO, cable 16mm., RASTROJERO</p>
 <p>S1126 Arr. T. WAPSA, MALLA SALIDA DE CAMPO , VW: GOL, SENDA</p>	 <p>S1132 Arr. T. VALEO, TAPA SALIDA, PEUGEOT, FORD, VW, RENAULT</p>		

BOSCH



P2041

Esc. 12x20x28.5, CHEVROLET, DEUTZ, FIAT, FORD, INTERNACIONAL, JOHN DEERE, MERCEDES BENZ, VOLVO, ETC.



P2042

Esc. 9x20x28.5, CHEVROLET, DEUTZ, FIAT, FORD, INTERNACIONAL, JOHN DEERE, MERCEDES BENZ, VOLVO, ETC.




P2125C

Esc. 7x10x18, CHEVROLET, CITROEN, FIAT, FORD, MERCEDES BENZ, PEUGEOT, RENAULT, VOLKSWAGEN



P2201C

12v. Esc. 7x9.9x16, EF, Med: A:85-B:13-C:16-D:46, AGRALE, CHEVROLET, DEUTZ, FIAT, FORD, LADA, VOLKSWAGEN



P2397C

12v. EF, Esc. 7x15x18, Med:A:85-B:13.5-C:21-D:46, BMW: 735I, 745I, MERCEDES BENZ: CLASSE SEL 500, CLASSE W124, VW (MEX.)



P2412C

12v. Esc. 7x10x18, med:A:83.5-B:13.7-C:16.5-D:46, FORD, RENAULT, VOLKSWAGEN.



P2423C

12v. Esc. 7x10x18, 0,80, 0,95, , med:A:85.6-B:13.7-C:16.5-D:46, KW, FIAT, LADA, PEUGEOT, VOLKSWAGEN




P2207C

WAPSA, 12v. Esc. 7x10x17, FORD: ESCORT, VOLKSWAGEN: GOL C, CI, GI, PASSAT 1.5, 1.6, GTS, SAVEIRO CL, GL, VOYAGE



P2411C

WAPSA, 12v. Esc. 7x10x18, EF-0,7 KW, FORD: ESCORT, VOLKSWAGEN: GOL, SENDA



P2126C

Esc. 10x36x27 7, CATERPILLAR: GRUPOS ELECTROGENOS




P2127C

24v. Esc. 5x10.5 12.5, MITSUBISHI




P2133C

12v. Esc. 7.5x18x19, G. HORARIO, BMW, CHEV. DODGE, FIAT, FORD, IVECO, ROVER, M. BENZ, PEUGEOT, RENAULT, SSANGYONG




P2237C

12v.G. ANTI HORARIO, Esc. 7.5x18x17, IVECO: CAMIONES, VOLKSWAGEN: TRANSPORTER 2.4 DIESEL



P2374C


12v. Esc. 7x10x14.5, AUDI, BMW, CITROEN, FIAT, FORD, M. BENZ, PEUGEOT, RENAULT, SAAB, VW, VOLVO



P2375C

12v. Esc. 7x16x15, AUDI, CHEVROLET, FORD, MAZDA, SKODA, VOLKSWAGEN, VAUXHALL

BOSCH



P2421C

12v. 110-SERIES PMGR, Esc. 5x16x13 ,
CHRYSLER, DODGE: CARAVAN, DAKOTA,
M.BENZ



P2422C

12v. 110-SERIES PMGR, Esc. 6x18x14.5 ,
AUDI, JOHN DEERE, LAND ROVER, SKODA,
VOLKSWAGEN



P2432C

12v., Esc. 10x25x15.5 , VARIOS




P2438C

12v. CCW 108 -SERIES PMGR, Esc. 5x16x13 ,
DODGE



P2140C

12v. Esc. 4.5x8.7x10.5, CHEVROLET:
MONTANA, FIAT: FIORINO, DOBLO, PALIO,
IDEA, UNO, STRADA, PUNTO, BRAVO,
GRAND SIENA



P2145C

12v. Esc. 4.5x8.4x11.5, CHEVROLET:
MONTANA, FIAT: , DOBLO, PALIO, IDEA, UNO,
STRADA, PUNTO, BRAVO, GRAND SIENA



P2146C

12v. Esc. 4.5x8.4x11.5, VOLKSWAGEN: GOL,
VOYAGE 1.0, 1.6, POLO, SAVEIRO, FOX,
SPACEFOX 1.0, 1.6, GOLF 2.0




P2262C

12v. EV, Esc. 6x22x15.5, CATERPILLAR,
DEUTZ, FORD, ISUZU, IVECO, KHD,
NEW HOLLAND, THOMAS EQUIPMENT



P2264C

12v. EV, Esc. 6x22x15.5, CITROEN: JUMPER,
FIAT: DUCATO, FORD: F 250 MOT. MWM 6.07
TCA, IVECO, PEUGEOT: BOXER




P2180C

12v. Esc. 6.5x25x16.5, CASE, DEUTZ, FORD,
IVECO, J.DEERE, M.BENZ, N.HOLLAND,
RENAULT, VW, VOLVO



P2268C

24v, EV, Esc. 6.5x25x16.5, MERCEDES BENZ,
ACCELO, ATEGO, AXOR, UNIMOG,
VOLKSWAGEN



P2541C

24v. Esc. 9.3 x 32.5 x 25, VOLVO,
MERCEDES BENZ, JOHNDEERE



P2586C

24v, 8.8 x 31.7 x 23, VOLVO: FH 12/340-380-
420-460-500, FL 12/380-420-340-420-460,
NH 12/380-420



P2129C

WAPSA, Esc. 8.5x18x18, CHRYSLER, DODGE



P2199C

12v. Esc. 9x19x16, CASE, CHEVROLET, FIAT,
CLARK, FORD, HYSTER, M. FERGUSON,
N. HOLLAND, VOLKSWAGEN

BOSCH



P2202C

WAPSA, 12v. Esc. 9x19.2x22, CASE, CHEVROLET, CHRYSLER, CLARK, FIAT, FORD, HYSTER, M.FERGUSON, N.HOLLAND, VOLKSWAGEN

P2202/1
IDEM SIN CARBON



P2203C

Esc. 9 x 20 x 17AGRALE, DEUTZ, FORD




P2212C

24v. EMT - TODO AISLADO, Esc. 9x19x21, AUTOELVADORES, MONTACARGAS



P2272C

12v. Esc. 9x19x21.5, WAPSA, ATOLEVADORES, PLANCHAS HIDRAULICAS



P2204C

12v. JF, Esc. 10x22x23, AGRALE, CASE, CBT, DEUTZ, CHEVROLET, FIAT, KOMATSU, J.DEERE, M.BENZ, VOLKSWAGEN, VALTRA

P2204/1
IDEM SIN CARBON



P2204C/24

24v. JF, Esc. 10x22x23, CASE, FIAT, FORD, IVECO, KOMATSU, MERCEDES BENZ, VOLKSWAGEN, YANMAR

P2205C

Esc. 10x22x19, AGRALE, CASE, CBT, CHEV. DEUTZ, FIAT, FORD, J. DEERE, KOMATSU, M. BENZ, N. HOLLAND, TOYOTA, VW, VALMET, VALTRA, YANMAR

P2205/1


IDEM SIN CARBONES

P2205CR

24v. ESCOBILLA CON TERMINAL


P2205CR12

12v. ESCOBILLA CON TERMINAL



P2206C

12v. JE, Esc. 9x35x18, CASE, FORD, KENWORTH, MERCEDES BENZ, PETERBILT, VOLKSWAGEN



P2214C

24v. JE, Esc. 9x36x18, M.BENZ: 1625, 1630, 1825, 1935, 1938, 1941 LS, 2325, 2635L, OH1624/1625/1630/1635



P2336C

24v. JE, Esc. 9x36x18, MERCEDES BENZ: ACTROS 2553, SCANIA



P2209C

12v. T. SALIDA DERECHA, Esc. 6x18x14.5, AUDI, FIAT: DUNA, FORD, L.ROVER, M.BENZ, PEUGEOT, PORSCHE, RENAULT, VW, VOLVO



P2236C

12v. G. ANTI HORARIO, Esc. 6x18x14.5, AUDI, HYUNDAI, PORSCHE: 911, SEAT, VOLKSWAGEN: PASSAT, TRANSPORTER



P2241C


12v. DW-G. HORARIO-TERMINAL DERECHO, Esc. 6x17.5x14.5, RENAULT: CLIO, EXPRESS 1.6, 1.7, NUEVO SCENIC



P2266C


12v. SALIDA IZQUIERDA, Esc. 6x18x13.5, CHEVROLET: S10, BLAZER, FIAT: STRADA, IVECO, M.BENZ, NISSAN: FRONTIER

BOSCH




P2234C

12v. SALIDA IZQUIERDO, Esc. 5x12x11.6, AUDI, CHEVROLET, CITROEN, FIAT, NISSAN, PEUGEOT, VOLVO



P2450C

12v.SALIDA DERECHA, Esc. 6x18x14.5, AUDI, BMW, FIAT, FORD, IVECO, L.ROVER, M.BENZ, PEUGEOT, RENAULT, VW, VOLVO



P2215C

12v. DM, DA-TERM. DERECHO, Esc. 5x12x11.5, CHEVROLET, CITROEN, FIAT, FORD, M.BENZ, PEUGEOT, VW, VOLVO




P2231C

12v. DM, DA-TERM. DERECHO, Esc. 5x12x11.6, CHEVROLET: CORSA, SEAT, VOLKSWAGEN: CROSSFOX, GOL, POLO



P2233C

12v. DW, DB-SALIDA LADO DERECHO, Esc. 5x12x11.6, CHEVROLET, CITROEN, FIAT, FORD, VOLKSWAGEN



P2434C

12v. DW-1,7 KW., Esc. 6x18x12.5, AUDI, VW, ETC.



P2410C

12v. PMGR, Med. A:67.5 B:35 C:15.5 D:43 E:48 Esc. 5x12x11.5, AUDI, CHRYSLER, DODGE, MERCEDES BENZ, MITSUBISHI



P2416C

12v., Med. A:73 B:36.5 C:18.7 D:46 E:96 Esc. 5x12x11.5, VARIOS



P2417C

12v.TERM. DERECHO, Esc. 5x11.8x11.5, TOYOTA: COROLLA, WAGON, COROLLA



P2418C

12v. TERM. SALIDA DERECHO, Esc. 5x11.8x11, AUDI, CITROEN, MERCEDES BENZ, PEUGEOT, RENAULT, VAUXHALL, VOLKSWAGEN



P2419C

12v. DM, Esc. 15x11.8x11.6, FIAT: ELBA, FIORINO, PALIO, SIENA, UNO




P2227C

12v, GIRO HORARIO, T. DERECHO, Esc. 5x16x13, ALFA ROMEO, AUDI, CHEVROLET, CITROEN, FIAT, FORD, PEUGEOT, VW



P2238C

12v. DW - TERMINAL IZQUIERDO, -G. ANTI HORARIO, Esc. 5x16x13, FIAT, FORD, PORSCHE, SEAT, VW, VOLKSWAGEN



P2413C


12v., Esc. 5x16x13, FORD, VOLKSWAGEN



P2414C

12v., Esc. 5x16x13, VOLKSWAGEN, ETC.

BOSCH



P2426C
12v. PMGR, Esc. 5x16x13 , BMW, CHEVROLET, ISUZU, NISSAN, VW, VOLVO



P2546C
12v. Esc. 4.8 x 8.36 x 11.7, CITROEN, FIAT, LANCIA, NISSAN, PEUGEOT, RENAULT



P2425C
SERIE DD, FIAT, FORD, IHC, J.DEERE, NAVISTAR, RENAULT, VOLVO


P2243C
24v. JF, DD, Esc. 8x25x17 , CASE, DEUTZ, FORD, GMC, HANOMAG, IHC, IVECO, M.BENZ, RENAULT, VOLVO, WHITE

P2244C
12v. JF, DD, Esc. 10x25x17, DEUTZ, FORD, INC, J.DEERE, KHD, IVECO, MACK, M.BENZ, N.HOLLAND, RENAULT, SCANIA, VOLVO


P2245C
12v. Esc. 9x16x17, AUDI, CASE, DEUTZ, IHC, IVECO, KAEBLE, KHD, J.DEERE, M.FERGUSON, M.BENZ, N.HOLLAND




P2430C
24v. Esc. 6x18x15.5 , MERCEDES BENZ, SCANIA, ETC.



P2525C
Esc. 8x25x17, CASE, DEUTZ, FIAT, HANOMAG, IVECO, MERCEDES BENZ, RENAULT, SCANIA



P2177C
12v. DB, LT-1,1 KW, Esc. 4.5x10x18 , AUDI, FIAT, FORD, LAND ROVER, VOLKSWAGEN



P2283C
12v. DW-1,1KW, Esc. 4.5x12x11, AUDI, CITROEN, DAEWOO, FIAT, MERCEDES BENZ, PEUGEOT, TOYOTA



P2424C
12v. DB, LT-1,1 KW, Esc. 4.5x12x11, AUDI: A1, A3, QUATTRO, SEAT, VW: EOS, PASSAT, TIGUAN, GOLF, POLO, TRANSPORTER



P2547C
12v. 4.5 x 12 x 11.5, AUDI: A4, A5, A6, Q5, PORSCHE



P2552C
12v. 4.5 x 12 x 11.5, RENAULT: DUSTER, FLUENCE, LAGUNA, MEGAGE, SCENIC



P2420C
12v. R70-L15-1,2 KW, Esc. 4.5x16x12, AUDI: A4, A6, A7, A8, Q5, Q7, RS4/5/6/7, FORD: FOCUS



P2472C
12v. R70-L25, R70-L35-1,4 KW, Esc. 4.5x16x12, MERCEDES BENZ, PORSCHE



P2569C
12v. 4.5 x 16 x 12 , ALFA ROMEO, BMW, FIAT, JEEP, LANCIA, SUZUKI, VOLVO

BOSCH



P2535C

12v. Esc. 4.5 x 12 x 11, FIAT: FIORINO, PALIO, PALIO, SIENA, STRADA, UNO



P2571C

12v. 4.6 x 12 x 12.2, FIAT: BRAVO, DOBLO, GRAND SIENA, IDEA, PALIO, PUNTO, STRADA



P2304C

12v. R74-M40-1,1 KW, Esc. 5x12x11, SEAT, VW: POLO, GOLF



P2433C

12v. DW-1,7 KW, Esc. 5x12x11.5, AUDI: Q7, BMW: 1, 3, 5, 6, 7, X3, X5, X6, FIAT: DUCATO, FORD: TRANSIT, M.BENZ, VW




P2568C

12v. Esc.5 x 12 x 11.6, AUDI: A3, ROADSTER, TT, SKODA, VOLKSWAGEN: BEETLE, BORA, GOLF, PASSAT, POLO



P2282C

12v. LT-1,8 KW, Esc. 5x13x15.5 , A.ROMEO, AUDI, BMW, FIAT, MERCEDES BENZ, MINI COOPER, VOLKSWAGEN



P2299C

12v. LT-1,4 KW, Esc. 5x16x13.5, BMW, CITROEN, FIAT, PEUGEOT, MERCEDES BENZ, VOLVO



P2298C

12v. LT-1,4 KW, Esc. 5x16x13.5 , BMW, CITROEN, FIAT, M.BENZ, PEUGEOT, VOLVO



P2303C

12v. PMGR 1,4 KW, Esc. 5x16x13, ALFA ROMEO: 147, 155, 164, FIAT: PALIO



P2476C

12v. 1,4 KW, Esc. 5x16x13, LADA, RENAULT



P2481C

12v. 1,4 KW, Esc. 5x16x13, AUDI: A6, A8, Q7, VOLKSWAGEN: PASSAT, TOUAREG



P2566C

12v. 1,8KW. Esc. 5 x 16 x 13.5, ALFA ROMEO, AUDI, FIA, LANCIA, MERCEDES BENZ, MINI, PORSCHE, VOLKSWAGEN



P2280C

12v. 2,2 KW, Esc. 6x18x12.5, AUDI: TT, SEAT: CORDOBA, VOLKSWAGEN: BORA, GOLF, NEW BEETLE, TRANSPORTER



P2281C

12v. 2,2 KW, Esc. 5.5x18x14.4 , AUDI, SEAT, VOLKSWAGEN: BORA, GOLF, NEW BEETLE, POLO, TRANSPORTER



P2301C


12v. LT Y PDM (JF, JD MOD. NUEVO) 3,0 KW, Esc. 6x18x14.5, FIAT, FORD, IVECO, M. BENZ, NEW HOLLAND, TOYOTA: HILUX, SW4

BOSCH



P2428C

12v. 2,0 KW, Esc. 6x18x14, AUDI: A4, A6, A8, SEAT



P2439C

24v. HX87 Esc. 6x18x14.25, FORD: CARGO 2422, 2626, 2628 MOTOR CUMMINS ELETTRONICO



P2477C

12v. DB-2 KW, Esc. 6x18x14.5, VOLKSWAGEN: BUS 28-46 II, LT 28-35 2.5 TDI BUS, LT 40-55 2.5 TD



P2478C

12v. 1,8 KW, Esc. 6x18x14.5, AUDI: A2, A3, FORD: GALAXY, SEAT, VW: TRANSPORTER, BORA, CADDY, GOLF, PASSAT, POLO, VENTO



P2479C

12v. R425 DOHC-2,2 KW, Esc. 6x18x14.5, A.ROMEO, CHRYSLER, DODGE, FIAT, JEEP, J.DEERE, IVECO, RENAULT, SUZUKI, VW



P2480C

12v 2 KW, Esc. 6x18x14.5, AUDI: A4, A6, A8, SEAT, SKODA



P2550C

12v. Esc. 6 x 18 x 14.5, AUDI: Q7, FORD, JOHN DEERE, MERCEDES BENZ, PORSCHE, VOLKSWAGEN



P2273C

12v. 4.5x8.5x11, FIAT: DOBLO, IDEA, FIORINO, PALIO, PUNTO, STRADA, UNO, RENAULT: DUSTER, LOGAN, SANDERO



P2508C

12v. 0,8 KW, Esc. 4.2x11.8x11, FIAT: DOBLO, FIORINO, IDEA, PALIO, PUNTO, SIENA, STRADA, UNO, GRAND SIENA




P2511C

12v., Esc. 4.2x11.95x11.5, CHEVROLET: ONIX, TRACKER, FORD: KA, TOYOTA: COROLLA



P2565C

12v. Esc. 4.2x15x11, FIAT: ARGO, DOBLO, FIORINO, MOBI, PUNTO, SIENA, STRADA, UNO, TOYOTA: C-HR, COROLLA




P2445C

12v., Esc. 4.5x16x14, AUDI, FIAT, MINI COOPER, VOLKSWAGEN




P2583C

12v. Esc. 4.4x11.8x12, CHERVOLET: AVEO1.2, MATIZ, SPARK 1.0/1.2, DAEWOO: KALOS 1.2, MATIZ 1.0



P2278C

24v. HEF95-L24V-5,5 KW, Esc. 5.5x28x18, KAMAZ, MERCEDES BENZ, VOLVO



P2144C

24v. Esc. 6.5x28x18, HEF95-L24v.-5,5 KW, SCANIA

BOSCH




P2147C

24v. Esc. 6x21x15, HX87-M-1,5 KW, FORD: CARGO, M.BENZ, CUMMINS



P2557C

12v. 4KW, Esc. 6.5x28x18, CASE: Tractor, JOHN DEERE, KOMATSU: Retrocavadora (WD97S), NEW HOLLAND



P2588C

24v. Esc. 8.8x31.7x23, CATERPILLAR: 120M, 12M, C7.1/ Perkins



P2560C

24v. HEF95-L24v.5,5 KW. Esc.4.2x13.8x10.9, FIAT: TORO, JEEP: COMMANDER, COMPASS, RENEGADE



P2553C

12v., 2.2 kw. Esc. 4.5x16.8 x12.5, BMW: 318d, M3, CHEVROLET MALIBU, ASTRA, INSIGNIA, ZAFIRA, VAUXHALL



P2537C

COMSTAR, 12v. Esc. 4.5x16. x12.5, FIAT: TORO D., JEEP: RENEGADE, COMPASS D.



P2589C

12v. Esc. 4.5x16.9x10,4, VOLKSWAGEN: ARTEON, ATLAS, GOLF, JETTA, T-CROSS, TIGUAN, VIRTUS




P2492C

12v. STAR-STOP, Esc. 5.5x18x14 , AUDI, MERCEDES BENZ, VOLKSWAGEN



P2441C

12v. 2.2KW, Esc. 4.5x19x15, AUDI: A1 1.6 TDI, A3 1.6 TDI, A6, VW: GOLF, CADDY, PASSAT, POLO, TOURAN, TRANSPORTER




P2493C

12v. STAR-STOP, Esc. 4.5x19.5x14, AUDI, MERCEDES BENZ, VOLKSWAGEN



P2444C

12v. START/STOP, Esc. 4.4x14x15, AUDI, CHEVROLET, CITROEN, FIAT




P2555C

12v. START/STOP, 1.2 kw. Esc. 4.4x14x14, A. ROMEO, FIAT: 500, DOBLO, IDEA, PUNTO, JEEP: RENEGADE, KIA:, MINI




P2542C

12.v. START/STOP, Esc. 4.5x13.9x11.5 MERCEDES BENZ A/B 160, A180, A200, A220, A250 ETC.



P2491C


12v. STAR-STOP, Esc. 4.5x14x14, BMW



P2551C

12v. STAR-STOP 2.2 kw., Esc.4.5x14x12.5, M. BENZ: C-Class, Cl 63/500, Classe A/B/CLA/E/ML, Cls 400/ E 63 / 500, ETC.

BOSCH



P2559C
12v. STAR-STOP Med. 4.5x19.5x15, AUDI: A1, A3, A4, A5, A6, SKODA, SUZUKI, WOLKSWAGEN: CADDY, GOLF, JETTA



P2442C
12v. START/STOP-2,2 KW, Esc. 5.5x18x15, AUDI, SEAT, SKODA, VOLKSWAGEN



P2443C
12v. START/STOP, Esc. 5.5x18x15, AUDI, BMW, CITROEN, FIAT, JEEP, KIA, M.BENZ, NISSAN, PEUGEOT, RENAULT, VW



P2580C
12v. START/STOP, Med. 4.5x17x17.5, AUDI, CHEV, CITROEN, FIAT, FORD, JEEP, KIA, NISSAN, PEUGEOT, RENAULT, VW



P2582C
12v. START/STOP, Med. 4.5x14x13,5, CHEVROLET: ONIX, ONIX PLUS, TRACKER

COMSTAR



P2512C
12v. Esc. 5x13x11, RENAULT: DUSTER, LOGAN, SANDERO, KWID



P2554C
12v. Esc. 5 x 13 x 11, RENAULT: DUSTER, KWIT 1.0, LOGAN, SANDERO

DELCO



P2131C
12v. PG260F2-1,5 KW, Esc. 5x18x15, CADILLAC, MERCURY MARINE, BUICK, CHEVROLET, ISUZU



P2135C
BUICK, CADILLAC, CHEVROLET, GMC, ISUZU, OLDSMOBILE, PONTIAC, Esc. 7x14.8x14



P2136C
12v. Esc. 6.5x22x15, CHEVROLET: BLAZER PG100, 200, 250



P2393C
12v. PG200, PG250-SERIES PMGR, Esc. 7x21.8x15.3, CHEVROLET, DAEWU, GMC, VOLVO



P2138C
12v. 3,5 KW., Esc. 8.5x19x18, FORD: F100, F150



P2148C
12v. Esc. 5x18x14.5, PEUGEOT, AUTOELEVADORRES CLARK, HYSTER, ISUZU, YALE

DELCO



P2150C

12v. Esc. 5x18x14.7, PEUGEOT: 206, AUTOELEVADORES: CLARK, HYSTER, ISUZU, YALE



P2154C

12v. SD80, Esc. 4.5x13x12, CHEVROLET, DAEWOO, NISSAN, SUZUKI



P2391C

12v. Esc. 2.13x13.5x13.5, NISSAN, MITSUBISHI, ETC.



P2558C

12v. Esc. 4x12.9x11.5, CHEVROLET: AVEO, ESPERO, KALOS, Rezzo DAEWOO.; FIAT: STILO, M. BENZ, VAUXHALL




P2248C

12v. PG260MQ, PMGR, Esc. 6x19x16, CASE, CHEVROLET, CITROEN, FIAT, HYUNDAI, PEUGEOT, SAAB



P2249C

12v. PG260B, C, D, Esc. 5x15x12.5, CHEVROLET, CITROEN, DAEWOO, FIAT, HYUNDAI, ISUZU, PEUGEOT




P2561C

12v. 1.1 kw. Esc. 4.8x14.8x13, FORD: ECOESPORT, FOCUS, CHERY: A3, Qq, TIGGO, DR: DR 5



P2590C

12v. 1.1 kw. Esc. 5x15x13, CHERY: A3, Qq, TIGGO, DR: DR 5



P2564C

Esc. 4.8x15.5x12.5, FORD: VARIOS




P2461C

12v. 1,1 KW, Esc. 5x15x13, CHEVROLET: PRISMA, ONIX, AGILE, MONTANA, CORSA



P2495C

12v. P2260MQ, PMGR, Esc. 6x19x15.5, CHEVROLET, CITROEN, FIAT, HYUNDAI, PEUGEOT, ETC.



P2523C

12v. SERIE PMGR, Esc. 5x15x12.6, CHEVROLET: AVEO, CAPTIVA, EQUINOX



P2567C

12v. 1.1 KW, Esc. 5x15x13, CHEVROLET: AGILE, CELTA, COBALT, CORSA, MONTANA, ONIX, PRISMA



P2267C

12v. PG260G, Esc. 5x15x13, CITROEN: C4, CHEVROLET: BLAZER, MONZA, S-10, ASTRA, VECTRA, DAEWOO, PEUGEOT: 308, 408



P2275C

12v. Esc. 4.8x15.8x11, CHEVROLET, ISUZU

DELCO



P2390C

12v., Esc. 5x15.8x12.5, NISSAN, MITSUBISHI, ETC.



P2392C

12v. PG260G, Esc. 5x15.8x12.5, CITROEN, CHEVROLET, DAEWOO, PEUGEOT



P2285C

12v. Esc. 6.5x16.0x14.0, CHEVROLET, CHRYSLER



P2296C

12v. 29MT, Esc. 8x25x18, AGRALE, CASE, ATLAS COPCO, CHEVROLET, FORD, MARCOPOLO, M.BENZ

P2297C
ÍDEM 24v



P2316C

12v. 37MT, 41MT, Esc. 9.5x28.5x24, CATERPILLAR, CHEVROLET, VW, FORD, M. FERGUSON, M. BENZ

P2316/1
ÍDEM SIN CARBÓN



P2320C

12v. 37, 41 MT, Esc. 10x29x25.5, CATERPILLAR, CHEVROLET, FORD, GMC, MASSEY FERGUSON, M.BENZ, VOLKSWAGEN



P2321C

24v. 37 MT, Esc. 10x29x25.5, CASE, CATERPILLAR, FORD, MERCEDES BENZ, VOLKSWAGEN



P2322C

12v. 42 MT, Esc. 10x36.7x26, CATERPILLAR, CHALLENGER, CLARK, DYNAPAC, HYSTER, J.DEERE, M.FERGUSON, TEREX, NAVISTAR

P2322/1
ÍDEM SIN CARBÓN



P2323C

24v. 42 MT, Esc. 10.6x36.5x24.5, CASE, CLARK, CATERPILLAR, FIAT ALLIS, TEREX

P2324C

12v. 41MT- TODO AISLADOS, Esc. 9.7x28.7x25, AGCO, CATERPILLAR, MASSEY FERGUSON, TEREX

P2324C/24

24v. 41MT-TODO AISLADO, Med. A:127 B:60 C:35 Esc. 9.7x28.7x25, CATERPILLAR, D6M, CUMMINS

P2324/1

ÍDEM SIN CARBONES



P2325/1

TIPO: 42MT, Esc. 10.5x36.5x23.5, AGCO, CATERPILLAR, MASSEY FERGUSON, MERCEDES BENZ, TEREX



P2326/C

12v. 41MT- MASA AISLADA, Med. A:127 B:60 C:35 Esc. 9.5x28.5x25, AGCO, CATERPILLAR, M.FERGUSON, TEREX



P2326/1


12v. 41MT- MASA AISLADA, Esc. 9.5x28.5x25, AGCO, CATERPILLAR, MASSEY FERGUSON, TEREX



P2328/1

TIPO: 37MT, Esc. 9.6x28.6x26.6, BOBCAT, CATERPILLAR, CHEVROLET, CLARK, DRESSER, FORD, HYSTER, J.DEERE, N.HOLLAND


DELCO



P2335C


12v. 39MT, Esc. 9.5x32x22, CUMMINS, FREIGHTLINER, INTERNACIONAL, MACK, VOLVO

P2335C/24
ÍDEM 24v




P2578C

12v. 39MT SERIE PLGR, Esc. 9.5x32x22, CNH, FIAT ALLIS, ALLIS, TEREX, VOLVO



P2466C

MITSUBISHI, TIPO: 39MT, Esc. 8x30x20, CUMMINS, MAQUINAS VIALES




P2332/C

24v. 50MT, Esc. 9.5x19x19.5, CATERPILLAR, CLARK, INGERSOLL RAND



P2332/1


24v. 50MT, Esc. 8x19x19, CATERPILLAR, CLARK, INGERSOLL RAND



P2337/1
ÍDEM SIN CARBÓN

P2337C


24v. 50MT, Esc. 8x38x21, CATERPILLAR, INGERSOLL RAND, KOMATSU



P2338C


24v. 40MT, Esc. 9.5x19x19, CASE, CATERPILLAR, CUMMINS, FIAT-ALLIS, JOHN DEERE, VOLVO

P2338/1
ÍDEM SIN CARBÓN




P2339C

12v. PG100 PMGR, Esc. 5.5x15x15, PONTIAC, SATURN




P2394/1

TIPO: 40MT, Esc. 9.5x38x21, CATERPILLAR



P2459/C

12v. 40MT. DD SERIES, Esc. 9.5x38x19.5, CATERPILLAR



P2327/1

24v. 35MT, Esc. 9.5x19x19, AGCO, CATERPILLAR, CASE, CLARK, DEUTZ, FIAT ALLIS, IHC, J.DEERE, NAVISTAR




P2330C

24v. 38MT-6KW, Esc. 9.5x28x23, CASE, FORD, JAC, RANDON, VOLVO, TITAN



P2331C

12v. 38MT, Esc. 9.5x28x23, CASE, FREIGHTLINER, FORD



P2333C

12v. 28 MT, Esc. 8x25x19, ASIA MOTORS, CASE, FIAT ALLIS, J.DEERE, M.BENZ, MULLER

P2333/1
ÍDEM SIN CARBÓN



P2334C

24v. 28 MT, Esc. 8x25x20, ASIA MOTORS, CASE, FIAT ALLIS, KOMATSU, M.BENZ, ACCELO, ATRON


DELCO



P2408C
DENSO, MARELLI, NIPPONDENSO,
12v. Esc. 7x16x15.5 , ACURA, BOBCAT, FIAT,
HONDA, HYSTER, ISUZU, TOYOTA



P2409C
DENSO, M.MARELLI, NIPPONDENSO,
12v. OSGR, Esc. 6.4x13x14, FIAT, HONDA,
ISUZU, JEEP, J.DEERE, KUBOTA, SUZUKI,
TOYOTA



P2587C
12v. Esc. 6.4x13x14, DAITHASU, TOYOTA



P2470C
12v. PG260D6-1,4 KW-PMGR-1,2KW,
Esc. 4.5x15x12.5 , KIA, HYUNDAI



P2482C
12v. Esc. 4.3x12x11.6 , HYUNDAI, KIA



P2471C
12v. PG260D6-1,4 KW-PMGR-1,2KW,
Esc. 4.5x15x12.5 , KIA: SORENTO, SPORTAGE,
HYUNDAI: ELANTRA, SANTA FÉ, TUCSON



P2518C
12v. Esc.4.3x12x12.2, CHEVROLET: PRISMA,
CELTA, AGILE, MONTANA, ONIX, COBALT



P2538C
12v. Esc. 4.5 x 20 x 15 , HYUNDAI, KIA



P2483C
12v. Esc. 4.5 x 20 x 15 , HYUNDAI, KIA



P2548C
12v. Esc. 4.5x12x10, HYUNDAI: HB20, i20,
KIA: Rio IV 1.0



P4080C
M.MARELLI, GAREF, 12V, Esc., CHEVROLET,
FORD, HYSTER, INTERNACIONAL, GMC,
JEEP, MASSEY FERGUSON



P2465C
12v. Esc. 14x6x12.5 , RENAULT



P2581C
12V, Esc. 6x9,5x12,5, CITROEN, RENAULT

DENSO




P2351C

HITACHI, 12v. 1.3 KW, Esc. 5.5x19x15.5 ,
AUDI, L.ROVER, M.BENZ, MINI COOPER



P2510C

12v. Esc. 5x14x15.5 , BMW, L.ROVER, HONDA,
MINI COOPER, TOYOTA



P2532C

12v. Esc. 5.5x19x15.5, ACURA, BMW,
HONDA, HYUNDAI, KIA, M.BENZ



P2446C

12v. PMGR, Esc. 4.5x12x12 , CHEVROLET,
CHRYSLER, DODGE, FIAT, JEEP, TOYOTA




P2498C

12v. 2,0 KW, Esc. 11x10x15, AUDI: A7,
VOLKSWAGEN: GOLF



P2500C

12v. Esc. 5.5x18.5x10.3, TOYOTA: HILUX , SW4



P2519C

12v. Med. A: 64 B: 31.9 C: 17.6 D: 56 E: 50
Esc. 5.5x13.4x12 , BMW: 216,218,220225,
MINI COOPER



P2516C

24v. Med. A: 82.5 B: 41 C: 29.8 D: 66.9
Esc. 4.2x11.8x11 , CASE, NEW HOLLAND,
CUMMINS ISB 6.7, C



P2527C

12v. Esc. 6.5x8x10, CHEVROLET, FORD,
HONDA, ISUZU, J.DEERE, KAWASAKI,
M.FERGUSON, MAZDA, N.HOLLAND, TOYOTA




P2528C

12v. Med. A: 64 B: 33 C: 16.8 D: 40
Esc. 7x13x15.5, KUBOTA



P2529C

12v. Esc. 7x20x19, AUDI, PORSCHE,
CITROEN, L.ROVER, PEUGEOT, PORSCHE,
TOYOTA, LAND CRUISER, VOLKSWAGEN



P2530C

12v. Esc. 8x24.8x21, DODGE: RAM,
JOHN DEERE



P2507C

DELCO, M.MARELLI, NIPPONDNESO ,
12v. OSGR, M70R, Esc. 7x16x15, ACURA,
AGLE, BOBCAT, FIAT, HONDA, HYSTER,
ISUZU

EFFA



P2251/C

12v. Esc. 6.5x10x16 , BOBCAT, CHANGAN, DAIHATSU, FORD: ESCORT, HONDA, SUBARU, SUZUKI, TOYOTA

MOTORCRAFT-FORD



P2156/1

12v. Esc. 8.5 x 19 x 10, FORD: RANGER, F150



P2223C

12v. PMGR, Esc. 6x13x13.5 , FORD: B-MAX, COURIER, ESCORT, FIESTA, FOCUS, MAVERICK, MONDEO, KA, ESCORT, MAZDA



P2224C

12v. Esc. 8x19x22, FORD: F-100, F-1000, COURIER, RANGER, ORION, C-MAX 2, FIESTA, FOCUS, MONDEO, TRANSIT, MAZDA: 121 1.8 DIESEL, VOLVO



P2387C

12v. Esc. 8.4x19x18 , FORD, VARIOS



P2540C

12v. Esc. 6 x 12.7 x 13.35, FORD VARIOS



P2308C

12v. Esc. 4.5x16x14 , FORD: BRONCO, ECOSPORT, RANGER, F1000, MONDEO, MAZDA




P2309C

12v. Esc. 4.5x16x14, FORD: COURIER, ESCORT, MONDEO



P2376C

12v. PMGR, Esc. 4.5x16x16, FORD: COURIER, RANGER, F-100, F-150, EXPLORER, TRANSIT



P2377C

12v. PMGR, Esc. 5x13x12 , FORD, DAEWOO



P2378C

12v. Esc. 6x13x14, FORD: FIESTA, KA, COURIER

HITACHI-DENSO



P2157C
Esc. 7x19x15.8, ISUZU, NISSAN, YANMAR



P2314C
12v. OSGR-2,3 KW, Esc. 7x19.5x15 , DOOSAN, FORD, GMC, GEHI, NISSAN, THERMO KING, YANMAR



P2137C
DENSO, 12v. Esc. 4.5x14x15.5, A.ROMEO, BMW, CASE, DAEWOO, FIAT, FORD, ISUZU, JEEP, NISSAN, RENAULT, SUZUKI M.BENZ



P2158C
12/24v.-3,5KW, Esc. 8x25x20, KOMATSU, NISSAN, DAIHATSU, ISUZU, TOYOTA



P2160C
Esc. 8x25x18 , ISUZU, THERMO KING



P2163C
12v. Esc. 7x11x16, ACURA, ISUZU, NISSAN



P2405C
12v. DD, OSGR, Esc. 7x11x16 , HONDA, ISUZU, NISSAN, YANMAR




P2407C
12v. Esc. 7x11x16 , NISSAN: SENTRA



P2460C
Esc. 7x19x15.5, ISUZU, NISSAN, ETC.




P2276C
Esc. 10x30x22 , NISSAN: AUTOELEVADORES



P2277C
Esc. 9x19.5x22, ISUZU, NISSAN



P2289C
Esc. 5.5x13.5x26.5 , VOLKSWAGEN: GOLF, YAMAHA



P2295C
Esc. 11x32x22, CAMIONES VARIOS



P2315C
12v. G, R-1,4 KW, Esc. 7x14x15 , ISUZU, KOMATSU, M.FERGUSON, NISSAN, T. KING, TOYOTA, YANMAR



P2463C
12v. VARIOS, Esc. 10x35x22.3

HITACHI-DENSO



P2475C
12v. YANMAR: TRACTORES, CUMMINS.
Esc. 4.5x11x19

INDIEL



P2287C
THERMO KING, ETC. Esc. 9x18x13




P2288C
CUMMINS, MWM, MERCEDES BENZ,
Esc. 8x25x16



P2395C
24v. M100R, AGRALE, IVECO: MWM X10 226
SERIES, MERCEDES BENZ, VOLKSWAGEN,
VOLVO, Esc. 8x25x21



P2396C
CASE, CATERPILLAR, CHRYSLER,
DODGE: RAM, FORD, J. JOHN DEERE,
NAVISTAR, NEW HOLLAND, M.BENZ



P2210C
LUCAS, M. MARELLI, 12v. M50, M127,
Esc. 9x20.5x24.5, FORD: F4000, F1000
(C/ MOTOR MWM), TRANSIT, MASSEY
FERGUSON



P2218C
12v. M93R, Esc. 8x19x18, AGRALE, DODGE,
CHEVROLET, FIAT, FORD, IVECO, J. DEERE,
M.BENZ, PEUGEOT, RENAULT, VW



P4121
M. MARELLI, 4 casillero, 12v. M93R
Esc. 8x19x18, AGRALE, A.ROMEO,
CHEVROLET, CITROEN, FIAT, IVECO,
J. DEERE, M.BENZ



P4121C
IDEM P4121 CON CARBONES



P4123
IDEM P4121, CANTIDAD 12 CASILLEROS
CON RESORTES



P4122
12v. M93R, Esc. 3.5/9.5x11.6x16, FIAT, FORD,
RENAULT, PEUGEOT, VOLKSWAGEN



P4122C
12v. M93R, Esc. 3.5/9.5x11.6x16, FIAT, FORD,
RENAULT, PEUGEOT, VOLKSWAGEN



P4117
M100-(PLASTICO), Esc. 4.7/10.3x13.3x17.5,
FIAT, FORD, IKA, RENAULT, PEUGEOT

INDIEL



P4117C
IDEM P4117C, CON CARBONES



P4117B
M100-(BAQUELITA), Esc. 4.7/10.3x13.3x17.5,
FORD: TAUNUS, F100, FIAT, TORINO



P4117BF
IDEM P4117B, CON CARBONES
PARA TORINO



P4117BFI
IDEM P4117B, CON CARBONES
PARA VEHICULOS FIAT 125



P4117BT
IDEM P4117B, CON CARBONES
PARA VEHICULOS FORD



P4107C
M100-(PLASTICO), Esc. 4.7/10.3x13.3x17.5,
FIAT, FORD, IKA, RENAULT, PEUGEOT



P4124
LUCAS , Esc. 8.8x19x13, AGRALE, A.ROMEO,
CHEVROLET, CITROEN, FIAT, IKA, IVECO,
J.DEERE, M.BENZ

ISKRA



P2178C
12v. Esc. 6.5x15x22, ATLAS COPCO, CASE,
CITROEN, CLARK, CNH, FIAT, DYNAPAC,
IVECO, JLG, J.DEERE, M.FERGUSON,
N.HOLLAND, TEREX, VALMET, VALTRA




P2179C
12v. Esc. 8x25x19, AGCO, ATLAS, BOBCAT,
CATERPILLAR, CASE, DEUTZ, JCB,
LIEBHERR, M.FERGUSON, N.HOLLAND,
PERKINS, VALMET, VALTRA



P2584C
24v. Esc. 8x25x19, AGCO, ATLAS, BOBCAT,
CATERPILLAR, CASE, DEUTZ, JCB,
M.FERGUSON, N.HOLLAND, PERKINS,
VALMET, VALTRA



P2313C
12v. Esc. 10x25x22.5, CASE, BOBCAT, JOHN
DEERE, NEW HOLLAND, VALTRA




P2388C
24v. Esc. 8x25x23, CASE, DOOSAN, FIAT
ALLIS, IVECO, MAN, M.BENZ, NEW HOLLAND,
SCANIA, VALTRA, VOLKSWAGEN, VOLVO



P2455C
12v. DD-2,7 KW, Esc. 9x15.9x23 , AGRALE
DEUTZ, ATLAS, AUDI, CASE, IVECO, JCB,
J.DEERE, M.BENZ, ALTRA, VOLVO

ISKRA



P2458C

12v. Esc. 6x8x14, ATLAS, BOBCAT, CATERPILLAR, JBC, JUUNGHENRICH, YALE



P2549C


12v. Esc. 6x12x11, AGRALE: CAMION TX1100, Motor M795W, TRACTOR 4100/4118/803626/810200



P2556C

12v., 1.2KW, Esc. 6x12x11, ACME, AGRALE, ARONA, ATLAS COPCO, BCS, FORD, HITTNER, LANDBRUG, MOSA, PIAGGIO, VW

JHAEM



P2520C

12v. Esc. 4x12x11, KIA: RIO, PICANTO

MAGNETI MARELLI




P2151C

MAKO, 12v. Esc. 10x25x23, CASE, FIAT, FORD, IVECO, N.HOLLAND, RENAULT



P2152C

Esc. 9x16x23.5, FIAT: TRACTOR, DUCATO, IVECO, DAILY, RENAULT: MASTER, TRAFIC 2.5D



P2279C

24v. MT67-4,0 KW, Esc. 8x25x23, FIAT, IVECO, RENAULT



P2208C

Esc. 7x13x18, FIAT: UNO, DUNA, RENAULT: 11, 12, 18, 19, 21, TRAFIC



P2216C

12v. Esc. 8x19x18, ALFA ROMEO: 145, 155, 156, 166, CITROEN, FIAT: BRAVA, CROMA, DUCATO, MAREA, PUNTO, TEMPRA, IVECO



P4121

JUEGO 4 CASILLEROS, Esc. 8x19x18, AGRALE, A.ROMEO, CHEVROLET, CITROEN, FIAT, IVECO, J.DEERE, M.BENZ



P4121C

IDEM P4121 CON CARBONES



P4123


IDEM P4121, CANTIDAD 12 CASILLEROS CON RESORTES



P2230C

DENSO, Esc. 8x19x20, BMW, CITROEN, FIAT, PERKINS, M.FERGUSON

MAGNETI MARELLI



P2235C
12v. Esc. 6x14.8x19, FIAT: PALIO, SIENA




P2240C
12v. Esc. 7x13x17, CITROEN: JUMPY, FIAT: FIORINO, PALIO, SIENA, STRADA, UNO, BRAVO, SIENA, NISSAN: PRIMERA 1.6



P2343C
12v Esc. 7x13x17.5 , FIAT: 500, BRAVO, DOBLO, PALIO, PUNTO, SIENA



P2435C
12v. Esc. 8x25x23, DEUTZ, FIAT, IVECO



P2494C
Esc. 7x13x15.5, FIAT

MITSUBA



P2271C
12v. Esc. 5x17x16 , ACURA, HONDA: ACCORD, ACCORD, PRELUDE, CIVIC, ISUZU




P2474C
12v. Esc. 5x17x16 , HONDA: CIVIC, CRV, ACCORD, ISUZU



P2292C
12v. PMGR-1,6 KW, Esc. 4.7x12x11.5 , ACURA, HONDA: ACCORD, CIVIC



P2489C
12v. PMGR-1,6 KW, Esc. 5x12x11.5, ACURA, HONDA: ACCORD, CIVIC



P2490C
12v. Esc. 5x12x11.5, HONDA: NEW FIT, NEW CITY, NEW CIVIC, CRV

MITSUBISHI



P2466C
MITSUBISHI , TIPO: 39MT, Esc. 8x30x20 , CUMMINS, MAQUINAS VIALES



P2143C
12v. GIRO HORARIO, Esc. 4.5x12x12.5, CHEV., DODGE, FIAT, FORD, GMC, HONDA, JEEP, NISSAN, PEUG. SUBARU, SUZUKI



P2514C
12v. Esc. 4.4x18x12.2 , FIAT: TORO, JEEP, NISSAN, RENAULT: SANDERO, LOGAN

MITSUBISHI



P2522C
Esc. 4.5x12.5x12.5 , SUBARU



P2545C
12v. Esc. 4.4x11.9x9.7, MITSUBISHI: LANCER, OUTLANDER



P2149C
12v. 0,8 KW, Esc. 5x10.6x12.5, DODGE, HYUNDA: ACCENT, ELANTRA, MITSUBISHI, ECLIPSE, GALANT, LANCER



P2153C
12v. ESCOBILLAS 4.5x12x14, FORD, MITSUBISHI: L200 LINEA DD



P2348C
12v. CABLE LARGO, Esc. 4.5x12x12.5 , CHEVROLET, DODGE, FORD, KIA, MAZDA, NISSAN, PEUGEOT, SUZUKI



P2349C
12v. CABLE CORTO, Esc. 4.5x12x12.5 , CHRYSLER, DODGE, MAZDA, MITSUBISHI, NISSAN, SUBARU




P2352C
12v. PMGR-2-1,4 KW, Esc. 4.5x12x12.5, JEEP




P2167C
Esc. 4.5x12x13 , HYUNDAI, JEEP, KIA, MAZDA, MITSUBISHI, NISSAN, SUZUKI



P2256C
12v. Esc. 4.5x11x17, CATERPILLAR, CHRYSLER, CHEVROLET, CLARK, EAGLE, FORD, NISSAN, SUBARU, SUZUKI



P2255C
12v. Esc. 4.5x11x19, DODGE, FIAT, FORD, JEEP, KIA, MAZDA, NISSAN, PEUGEOT, TOYOTA, SUBARU, SUZUKI



P2576C
12v. Esc. 4.4x12x13, AMC, CHEVROLET, DODGE, FORD, HYUNDAI, JEEP, MAZDA, MITSUBISHI, SUBARU, SUZUKI, TOYOTA



P2225C
12v. PMGR, Esc. 4.5x18x17, JEEP: CHEROKEE, WRANGLER, MAZDA: 323



P2257C
12v. Esc. 4.5x18x17, CHEVROLET, DODGE, FORD, HYUNDAI, JEEP, MAZDA, SUBARU, SUZUKI, TOYOTA



P2181C
24v. 5,5 KW, Esc. 8x30x18.2, VOLVO, CUMMINS



P2350C
HITACHI, 12v. Esc. 4.5x12x12.5, CHRYSLER, DODGE, FORD, HYSTER, MITSUBISHI, NISSAN, RENAULT, VAUXHALL

MITSUBISHI



P2226C

12v. Esc. 7x12x17.5 CHEVROLET, CITROEN, FORD, HYUNDAI, HONDA, JEEP, KIA, MAZDA, NISSAN, SUZUKI, TOYOTA



P2226C/24


24v. Esc. 7x12x17.5 , BOBCAT, CASE, CLARK, ISUZU, KOBELCO, MITSUBISHI, TOYOTA



P2239C/24
IDEM 24v.
(M649T05072
ME700140)

P2239C

VALEO, 12v. Esc. 7x18x18.5 , ACURA, CASE, DODGE, HYUNDAI, KIA, KUBOTA, MAZDA, YALE



P2468C

VALEO, 12v. OSGR, PLGR, Esc. 7x18x18.5 , YALE, ACURA, CASE, DODGE, MAZDA, HYUNDAI, MITSUBISHI, NISSAN, KUBOTA




P2259C

12v. Esc. 7x10x16, BOBCAT, CLARK, DODGE, FORD, GEHL, HYUNDAI, IHC, KOMATSU, MAZDA, NISSAN, YALE



P2232C

12v. Esc. 7x12x12, DODGE, EAGLE, FORD, HYUNDAI, HYSTER, J.DEERE, KIA, MAZDA, NISSAN, SUZUKI, YALE, KUBOTA



P2291C

Arr. DD OSGR, Esc. 7x12x17.5 , DODGE, MAZDA, MITSUBISHI, NISSAN




P2469C

12v. Esc. 7x12x17.5 , MAZDA, MITSUBISHI, NISSAN




P2577C

12v. Esc. 5.5x9,8x17.2, HYUNDAI, JEEP, KIA, MAZDA, MITSUBISHI, NISSAN, SUZUKI




P2563C

Esc. 8x20x18, CATERPILLAR, FORD, MITSUBISHI



P2246C

12v. PLGR, Esc. 8x24x18, CATERPILLAR, FORD, MITSUBISHI




P2247C

24v. PLGR, Esc. 8x24x17.5 , CATERPILLAR, FORD, KOBELCO, MAN, MITSUBISHI



P2250C

DELCO, Esc. 8x24.5x20, MITSUBISHI: CAMIONES, OMNIBUS



P2329C

12v. 0,8 KW, Esc. 7x14x16.5 , MITSUBISHI



P2353C

Esc. 8x24x20.5 , MERCEDES BENZ

MITSUBISHI



P2488C
24v. Esc. 8x30x23, MERCEDES BENZ:
ACTROS, VOLVO




P2347C
24v. Esc. 8x30x18 , IVECO, VW, VOLVO



P2354C
12v. Esc. 9x30x23, ACTROS, MITSUBISHI,
M.BENZ, VOLVO



P2398C
12v. OSRG, Esc. 8x24x17.5, MAZDA,
MITSUBISHI



P2401C
Esc. 8x20x17.5 , MITSUBISHI



P2399C
12v. OSRG, Esc. 8x24x18.3 , FORD, MAZDA,
MITSUBISHI




P2162C
Arr. 2,5 KW., Esc. 10x28x21, FORD



P2400C
Esc. 9.5x30x22.5 , MITSUBISHI




P2447C
24v. Esc. 8x30x18 , MERCEDES BENZ




P2484C
Esc. 8x25x20, VEHICULOS VARIOS



P2485C
Esc. 8x25x20, ISUZU, KOMATSU



P2486C
Esc. 8x19x22 , MASSEY FERGUSON: Hd90



P2506C
24v. Esc. 8x30x18 , M.BENZ: ATEGO 1719,
1725, 1726, 1718, 1729, 1730, 2426, 2429,
ATRON 1319, 2324, 2729, O500 EURO 5



P2139C
12v. ISGR-3,5 KW, Esc. 7x15.8x16, FORD

NIKKO




P2487C
Esc. 7x25x17 , VEHICULOS VARIOS

NIPPONDENSO-DENSO



P2409C
M.MARELLI, 12v. OSGR, Esc. 6.4x13x14 ,
BOBCAT, FIAT, HONDA, ISUZU, JEEP, KUBOTA,
SUZUKI, TOYOTA, YANMAR



P2587C
12v. Esc. 6,4x13x14 , DAITHASU, TOYOTA



P2161C
12v. Esc. 7x25x16, ACURA, CATERPILLAR,
CHEVROLET, CHRYSLER, FORD, ISUZU JCB,
JOHN DEERE, KUBOTA, SUBARU, TOYOTA



P2217C
Esc. 8x19x18, HONDA, ISUZU, MAZDA,
MITSUBISHI




P2402C
12v. OSGR, Esc. 7x25x18.85 , TOYOTA, ISUZU



P2252C
12v. Esc. 8x25x15, CATERPILLAR,
CHEVROLET, ISUZU, KUBOTA, KIA,
KOMATSU, LEXUS, DEUTZ, T. KING, TOYOTA



P2311C
12v. OSGR, Esc. 8x25x15.5, ASIA MOTORS,
DAIHATSU, HYSTER, KIA, KOMATSU,
TOYOTA



P2572C
DELCO, 12v. OSGR, Esc. 7x16x14.5, ASIA
MOTORS, DAIHATSU, HYSTER, ISUZU, KIA,
KOMATSU, TOYOTA: COROLLA



P2404C
12v. 2,0 KW, Esc. 8x25x14.5 , DEUTZ, ISUZU,
MAZDA, MERCEDES BENZ, MITSUBISHI,
TOYOTA



P2464C
12v. Esc. 8x25x15.5, CATERPILLAR,
CHEVROLET, CHRYSLER, DODGE, ISUZU,
KUBOTA, KOMATSU, TOYOTA, YANMAR



P2253C
12v. OSGR, Esc. 8x25x21, BOCAT, DODGE,
CATERPILLAR, DAIHATSU, HINO, HITACHI,
ISUZU, KUBOTA, KOMATSU, YANMAR




P2254C
24v. OSGR, Esc. 8x25x21, CATERPILLAR,
CASE, DODGE, HINO, HITACHI, J.DEERE,
KUBOTA, TOYOTA, WHITE, YANMAR

NIPPONDENSO-DENSO



P2591C

12v. Esc. 8x25x18, HYSTER, TOYOTA: LANS CRUISER, HILUX, VOLKSWAGEN



P2290C

Esc. 7x14x16.4, DAIHATSU, GM, HONDA, ISUZU, KUBOTA, MAZDA



P2312C

12v. OSGR, Esc. 7x25x16, ACURA, CASE, DODGE, FORD, HYSTER, KIA, L.ROVER, MINI, N.HOLLAND, SUZUKI, TOYOTA, YALE



P2363C

12v. 3,0 KW, Esc. 10x30x21, CATERPILLAR, CHEVROLET, DODGE, GMC, ISUZU



P2364C

24v. OSGR-5,5 KW, Esc. 10x30x21, CATERPILLAR, CASE, CHEVROLET, DODGE, GMC, ISUZU




P2365C

12v. DND 9 SERIES-0,8KW, Esc. 4.5/7.5x8.5/10x16, TOYOTA: AVALON, AVENSIS, CAMRY, HIGHLANDER, RAV4, LEXUS



P2366C

12v. DND-09 SERIES-1,6 KW, ANTI HORARIO, Esc. 4.5/7.5x8.5/10x16, LEXUS, TOYOTA, COROLLA, YARIS, HILUX, SUBARU



P2367C

12v. OSGR-1,2 KW, Esc. 7x13x15.5, CATERPILLAR, CHRYSLER, DAIHATSU, HONDA, ISUZU, J.DEERE, KUBOTA



P2369C

12v. OSGR, Esc. 10x30x21, CASE, CATERPILLAR, ISUZU, J.DEERE, N.HOLLAND



P2370C

24v. OSGR-5,5 KW, Esc. 10x30x20, CASE, CATERPILLAR, DODGE, HYUNDAI, ISUZU, IVECO, J.DEERE, KOMATSU



P2403C

12v. 1.0KW, 1.20 KW., Esc. 7x16x14.5, CHEVROLET: BLAZER, C10



P2526C

12v. PMGR, Esc. 4.5x12x12.3, VW: FOX, GOL, POLO, VOYAGE

TRIA



P2128C

12v. Esc. 8.7x17.5x13.0, DODGE: POLARA CAJA AUTOMATICA



P2220C

12v. Esc. 9x18x13, DODGE: 1500



P2221C

12v. Esc. 9x17.5x13, DODGE: POLARA

VALEO



P2130
PARIS RHONE, Esc. 9.7/4.2x12.4x15,
PEUGEOT: 405, RENAULT: 18 FUEGO



P2132C
12v. Esc. 4.5/9x11x17,
CHEVROLET, CHERY, CITROEN,
PEUGEOT, RENAULT

P2132
IDEM SIN
CARBON



P2168
12v. Esc. 7/14x12x15 RENAULT

P2168/1
IDEM SIN
CARBON



P2169C
12v. Esc. 7.5x12x15, PEUGEOT: 405, RENAULT



P2170/C
12v. Esc. 4.5/8x10.11x10, PEUGEOT, RENAULT



P2171/1
DUCELLIER, 12v. Esc. 4.5/8x10.11x10, ALFA
ROMEO, CITROEN, FIAT, RENAULT, VOLVO



P2386C
12v. Esc. 4/8x10.5x12, PEUGEOT, ETC.



P2211C
12v. Esc. 7x13x18, RENAULT 19, EXPRES,
CLIO DIESEL, PEUGEOT 205, 206, 306, 405



P2134C
12v. Esc. 9x18x22, CITROEN, LAND ROVER,
PEUGEOT, RENAULT, SUZUKI, VOLVO



P2310C
12v. D7R SERIES, Esc. 7x14x14, CITROEN,
CHEVROLET, FIAT, FORD, HYUNDAI, KIA



P2379C
12v. Esc. 4x14x14, AUDI, FORD,
MERCEDES BENZ, SEAT, VOLKSWAGEN



P2344C
12v. D7E, DD Esc. 6.5x8x11, AUDI, SKODA,
RENAULT, SEAT, VOLKSWAGEN



P2345C
12v. D7E, DD, Esc. 6.5x8x11, CHEVROLET,
CITROEN, FIAT, FORD, M.BENZ, NISSAN,
PEUGEOT, RENAULT



P2544C
12v. Esc. 7x14x14, CITROEN, MINI,
PEUGEOT, TOYOTA



P2263C
12v. D7G11, Esc. 7x13x10.5, AUDI, BMW,
CITROEN, NISSAN, PEUGEOT, RENAULT,
VW

VALEO



P2371C
12v. D7E, DD, Esc. 6.5x8x11, CHEVROLET, FIAT, FORD, M.BENZ, PEUGEOT, RENAULT



P2373C
12v. DD, Esc. 6.5x8x10.5, FORD: COURIER, ESCORT, KA, RENAULT: CLIO



P2384C
12v. D6, D7 SERIES-0,9 KW, Esc. 6.5x8x10.8, CITROEN, FIAT, FORD, M.BENZ, PEUGEOT, RENAULT, SUZUKI



P2293C
12v. Esc. 6.5x8x10, CHEVROLET, FIAT, PEUGEOT, RENAULT



P2515C
12v. 0,9 KW, Esc. 5x10.8x12.5, HYUNDAI: ACCENT, AVANTE, ELANTRA, KIA: CERATO, PICANTO, RIO



P2286C
12v. ESCOBILLAS 8x15.5x15, PEUGEOT



P2381C
12v. D6, D7 GIRO HORARIO, Esc. 3.16/6.68x10x15, CITROEN, FIAT, FORD, M.BENZ, PEUGEOT, RENAULT




P2382C
12v. 1,1 KW, Esc. 3.16/6.68x10x15, AUDI, CITROEN, CHEVROLET, VOLKSWAGEN



P2579C
12v. Esc. 3.16/6.6x10x15, AUDI: A4, A5, A6, A7, A8



P2383C
12v. Esc. 4.5x12x11.5, FORD, KA, HYUNDAI, KIA, NISSAN, RENAULT



P2499C
12v. Esc. 4.5x12x12.5, NISSAN, RENAULT




P2536C
12v. Esc. 5x12x11.6, FORD: ECOSPORT (2.0 16V), FIESTA, FOCUS



P2513C
12v. Esc. 4.5x18.5x13, CHEVROLET: S10 D., TRAILBLAZER D.



P2574C
12v. Esc. 4.5x12x12.5, FORD, HYUNDAI, KIA, NISSAN, RENAULT



P2575C
12v. Esc. 4.5x12x12.5, FORD, HYUNDAI, KIA, NISSAN, RENAULT

VALEO




P2585C

12v. Esc. 4.5x12x12,5, FORD, HYUNDAI, KIA, NISSAN, RENAULT




P2573C

12v. Esc. 4.5x12x12,5, FORD, HYUNDAI, KIA, NISSAN, RENAULT



P2452C

12v. 1,2 KW, Esc. 5x12x14, FORD: KA, M.BENZ: VITO, RENAULT: DUSTER, SANDERO, MASTER 2




P2562C

12v. Esc. 5.2x12x14.5, CHEVROLET, MERCEDES BENZ




P2570C

12v.CL3, 1,0 KW Esc. 6x12x13, CITROEN: BERLINGO, C4, FORD: ECOSPORT, FIESTA, KA, RENAULT, PEUGEOT: 206, 208




P2509C

12v. 1 KW, Esc. 6x12x13, JAC MOTORS




P2524C

12v. Esc. 4.5x20x13, VARIOS



P2454C

12v. START/STOP, Esc. 4.5x20x13.2, CITROEN, PEUGEOT




P2496C

12v. 0,9 KW, Esc. 5x15x13, AUDI: A3, A4, VW: FOX, CROSS FOX, POLO, SAVEIRO, GOL, ETC



P2505C

12v., Esc. 8x30x18, HYUNDAI: IX35, SONATA, KIA: SOUL



P2517C

12v., Esc. 5.3x17x15, FORD: F-150, RAPTOR




P2543C

12v. Esc. 7x20x19.5, BMW: 320 2.0 i (2018-2022), VOLKSWAGEN: AMAROK




P2531C

12v., Esc. 7x11x13.8, AUDI, FORD, NISSAN, RENAULT, VW



P2539C

12v. Esc. 5x10.6x12.5, HYUNDAI: HB20 1.0, 1.3, KIA: PICANTO 1.0



P2503C

12v. Esc. 6.6x12.1x19, RENAULT: CLIO, AUTOELEVADORES

VALEO



P2501C

12v. Esc. 6x12.5x20, CITROEN, PEUGEOT, RENAULT: CLIO, KANGOO, SCENIC

VARIOS



P2174C

Esc. 8x10x15, MOTOR INDUSTRIAL



P2175C

Esc. 3.6x9.5x12, MOTOR INDUSTRIAL



P2176C

BRIGGS & STRATTON, Esc. 6.3x9.5x12, JOHN DEERE: MINI TRACTOR



P2504C

Esc. 8.8x19x21, THERMO KING: REFRIGERACION



P2592C

Esc. 8x18x17.5, CLARK, KIOTI, LS TRATOR, SEAT, VOLKSWAGEN

PORTA ESCOBILLAS PARA MOTOS



P2539C

12v. Esc. 5x10.6x12.5, HYUNDAI: HB20 1.0, 1.3, KIA: PICANTO 1.0



P2165C

12v. Esc. 6x10x13, MOTO HONDA: CBX 200, CG TITAN, NX 150



P2166C

12v. Esc. 5x9.8x12, HONDA: (1982-1994), KAWASAKI: (1980-2011), SUZUKI: (1985-1988)



P2260C/SD

12v. Esc. 6x9x12, HONDA: MOTOR GXV270, GXV340, GXV390, BOMBARDIER SEA DOO: JET SKI, KAWASAKI



P2317C

12v. Esc. 5x10x12.5, HONDA: SHADOW, KAWASAKI: JET - SKI, MOTO 900, 1100 CC, YAMAHA: XT 600



P2318C

12v. Esc. 6x10x13.5, HONDA: CBX 750F, 750, YAMAHA: R 3 AJ 81801 00, XV 250, VIRAGO, YBR, JET-SKI

PORTA ESCOBILLAS PARA MOTOS



P2319C

12v. Esc. 5.9x10x13.5, HONDA:
CBX AERO 150, CBX 200, CG TITAN 125,
NX 150, NX 200, SAHARA 350, XR 200



P2340C

12v. Esc. 5.6x9.5x10, YAMAHA: YBR



P2341C

12v. Esc. 5.9x7.3x8, HONDA: CG 160 FAN
ESDI, TITAN, BIZ 125, NXR 125-150-160



P2342C

12v. Esc. 6x7.3x8, HONDA: BIZ 100




P2448C

12v. Esc. 6x9.8x13, MOTO HONDA: CAT 250,
250/300 4x4, ATC250, CB750, CMX250C

BOSCH



R1003
DEUTZ, J.DEERE, FIAT, FORD,
M.BENZ, SCANIA, VW, ETC.,
ARRANQUE BNG



R1022
RASTROJERO EJD



R1024
WAPSA, DEUTZ, J.DEERE, FIAT,
FORD, M.BENZ, SCANIA, VW, ETC.



R1026
DEUTZ, J.DEERE, FIAT, FORD,
M.BENZ, SCANIA, VW, ETC.,
ARRANQUE TIPO BPD



R1028
DEUTZ, J.DEERE, FIAT, FORD,
M.BENZ, SCANIA, VW, ETC. ,
ARRANQUE TIPO FKB



R1029
DEUTZ, J.DEERE, FIAT, FORD,
M.BENZ, SCANIA, VW, ETC. ,
ARRANQUE TIPO BOSCH (Aleman)



R1032
CITROEN, FIAT, FORD, IKA,
RENAULT, PEUGEOT, VW, ETC.



R1035
DEUTZ, J.DEERE, FIAT, FORD,
M.BENZ, SCANIA, VW, ETC.,
ARRANQUE SUPER TORQUE



R1036
M.BENZ, SCANIA, ETC.



R1042
WAPSA, CITROEN, FIAT, FORD,
IKA, RENAULT, PEUGEOT, VW,
ETC.



R1044
CITROEN, FIAT, FORD, IKA,
RENAULT, PEUGEOT, VW, ETC.



R1045
CITROEN, FIAT, FORD, IKA,
RENAULT, PEUGEOT, VW, ETC.



R1050
MERCEDES BENZ



R1055
CITROEN, FIAT, FORD, IKA,
RENAULT, PEUGEOT, VW, ETC.,
RESORTE MEDIANO



R1069
CITROEN, FIAT, FORD, IKA,
RENAULT, PEUGEOT, VW,
ETC.



R1078
WAPSA, VARIOS

DELCO-DENSO



R1023
CHEVROLET



R1039
DENSO, TOYOTA



R1059
DEUTZ, J.DEERE, FIAT, FORD,
M.BENZ, SCANIA, VW, ETC.



R1060
DEUTZ, J.DEERE, FIAT, FORD,
M.BENZ, SCANIA, VW, ETC.,
ARRANQUE TIPO 28MT



R1064
DENSO, NIPPONDENSO, ISUZU,
SUZUKI



R1065
TOYOTA, ARRANQUE TIPO 28MT



R1066
DENSO, TOYOTA,
MERCEDES BENZ



R1070
CHEVROLET: CORSA, ETC.,
RESORTES T.DELCO
CHEVROLET, CORSA, ETC.

DELCO-DENSO



R1071
CHEVROLET



R1076
CHEVROLET: ASTRA



R1077
DENSO, ETC., TOYOTA

GAREF



R1006
FIAT: 600, 1100



R1008
FIAT: 128



R1013
FIAT: 1500, 1600

HITACHI-INDIEL



R1037
A.ROMEO, BMW, CASE,
CHEVROLET, DAEWOO, FIAT,
FORD, ISUZU, JEEP, M.BENZ,
NISSAN, RENAULT, SUZUKI, ETC.



R1037R
BMW, CASE, CHEVROLET, FIAT,
FORD, ISUZU, JEEP, M.BENZ,
N.HOLLAND, NISSAN, RENAULT,
SUZUKI, YANMAR, ETC.




R1072
T. HITACHI, VARIOS



R1074
T. HITACHI, ISUZU DIESEL

INDIEL



R1001
T. FORD, CHEVROLET, IKA,
RASTROJERO, PEUGEOT, ETC.



R1005
ARRANQUE AN115 TODOS



T8196
DEUTZ, J.DEERE, FIAT, FORD,
M.BENZ, SCANIA, ETC.



R1009
SIAM




R1010
GAREF, CITROEN, FIAT,
RENAULT, PEUGEOT, VW, ETC.



R1020
RASTROJERO



R1025
PEUGEOT, RASTROJERO



R1027
FIAT, FORD, IKA, RENAULT,
PEUGEOT, ETC., M100



R1033
M.MARELLI, AGRALE,
CHEVROLET, DODGE, FIAT,
FORD, IVECO, J.DEERE,
M.FERGUSON, M.BENZ,
PEUGEOT, RENAULT, VW



R1041
AUTOLITE, VARIOS



R1043
FIAT, FORD, IKA, RENAULT,
PEUGEOT, ETC., M93R

INDIEL



R1047

M. MARELLI, AGRALE, CHEV. FIAT, FORD, IVECO, J.DEERE, L.ROVER, M.BENZ, PEUGEOT, PORSCHE, RENAULT, VW



R1056

ARRANQUE VARIOS



R1063

DEUTZ, J.DEERE, FIAT, FORD, M.BENZ, SCANIA, VW, ETC., M100R

M. MARELLI



R1046

AR. VALEO, FIAT VARIOS



R1067

FIAT: PALIO



R1073

FIAT 147



R1053

ARR. MITSUBISHI, PEUGEOT

MOTORCRAFT-FORD



R1048

FORD, FORD, FLEJE GRANDE



R1049

FORD, FORD, FLEJE CHICO



R1052

FORD VARIOS

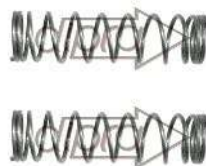
NIPPONDENSO

PARIS RHONE



R1058

ISUZU, SUZUKI



R1031

PEUGEOT

TAMATEL

TRIA-CHRYSLER



R1018

PEUGEOT



R1054

PEUGEOT



R1038

DODGE 1500, POLARA

VALEO



R1030
CITROEN, FIAT, RENAULT,
PEUGEOT, ETC.



R1034
CITROEN, L.ROVER, PEUGEOT,
RENAULT, SUZUKI, VOLVO



R1051
PEUGEOT 405



R1062
RENAULT: KANGOO, PEUGEOT



R1068
RENAULT: CLIO

VARIOS



R1014
PEUGEOT



R1040
LADA, RENAULT




R1057
FLEJE GRANDE




R1075
SERVICIO PESADO

BOSCH



P1407
Z36, NISSAN: MEXICANO



P1408
Z36, RENAULT: LAGUNA 2.0 i 16v.



P1423
Z36, ALFA ROMEO, AUDI, CITROEN, LANCIA, PEUGEOT, RENAULT, SEAT, VAUXHALL, VW.



P1437
Z37, FIAT: MAREA, PALIO, SIENA, DOBLO, CARGO, STRADA, BRAVA, STILO, LANCIA: LYBRA

P1401
Z37, CHEVROLET: ASTRA, BLAZER, VECTRA, ZAFIRA, AUDI: A4, A6, VW: PASSAT



P1404
Z37, FORD, VOLKSWAGEN: GOL I 1.8, 2.0, SAVEIRO I 1.8

P1402
Z37, FORD: ESCORT 1.6I, 1.8I, 2.0I, VERONA, SEAT, VOLKSWAGEN

P1405
Z37, FIAT: TEMPRA 2.0, PALIO 1.6 16V, PALIO WEEKEND 1.6 16V



P1438
Z36, CITROEN: XSARA PICASSO 2.0-16V.



P1475
Z36, TOYOTA: COROLLA 1.8I 16V, FIAT: TIPO 1.6I.E



P1403
Z37, AUDI, CITROEN: BERLINGO, XSARA, PEUGEOT: 306, 405, 605, 806, PARTNER, FIAT, L. ROVER



P1406
Z37, FIAT: TEMPRA 2.0, TIPO 1.8, 2.0, VOLKSWAGEN: GOLF 1.8, PASSAT 2.0, AUDI: A3



P1417
Z37, A.ROMEO, AUDI, CHRYSLER, JEEP, FIAT, LAND ROVER, VW: GOLF, PASSAT



P1428
Z37, FORD, VOLKSWAGEN: GOL, QUANTUM, SAVEIRO 1.8, 2.0, VOYAGE 1.8



P1436
Z37, FIAT, FORD, MAZDA, VOLVO, CITROEN, PEUGEOT



P14528
Z42, FIAT: DUNA 1.7, FIORINO, PALIO, PUNTO, STRADA, TIPO, UNO, SEAT, IVECO



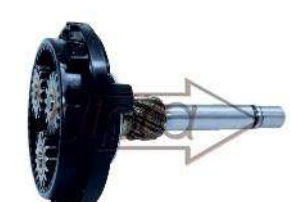
P14502
Z36, RENAULT: CLIO, DUSTER, FLUENCE, MÉGANE, SCÉNIC, TRAFIC 2.0



P1465
FIAT: BRAVO, GRAND SIENA, PALIO, PUNTO, STRADA



P14535
Z37, DAEWOO, FIAT, M. BENZ, CHEVROLET, VOLKSWAGEN, AUDI, FORD, MAZDA, VOLVO




P14501
Z42, BMW: 116, 118, 120, 316, 318, 3520, X1, X2, X3



P14504
Z36, CITROEN, FORD, TOYOTA, PEUGEOT, BMW



P1414
Z37, M. BENZ: E 190, BMW, FORD: ESCORT, RENAULT: CLIO, FIAT: BRAVA, PALIO, SIENA, STILO



P1459
Z37, M. BENZ: C180, 200, 220, 230, CLK230, CHRYSLER: DAKOTA, G.CARAVAN, VOYAGER



P1485
Z37, FIAT: TORO, DUCATO, DOBLO, SUZUKI, JEEP: RENEGADE, COMPAS, M.BENZ: SPRINTER

BOSCH



P14505
Z37, VOLKSWAGEN:
TRANSPORTER D., GOL,
SAVEIRO 1.6 D, AUDI: 100, A4,
A6, A8



P14532
Z37, FIAT: TORO, DUCATO,
DOBLO, SUZUKI, JEEP:
RENEGADE, COMPAS, M.BENZ:
SPRINTER



P14569
Z37, CITROEN: JUMPER, FIAT:
DUCATO, PEUGEOT: BOXER



P1420
Z38, AUDI: A2, S3, FORD,
M. BENZ: V280, VW: BORA,
CANDY, GOLF, PASSAT, POLO,
VENTO



P1424
Z38, AUDI: A2 1.2, SEAT, VW:
POLO 1.9 D, BORA, VENTO,
JETTA, FORD: GALAXY



P14533
Z37, AUDI: A1 2, A3, SEAT, VW,
GOLF, N. BEETLE, PASSAT,
SCIROCCO, TIGUAN, TOURAN



P1411
Z40, IVECO: DAILY, DEUTZ:
MOTORES MARÍTIMO,



P1426
Z38, VOLKSWAGEN: LT 2.5 TD
(99-), LT 2.5 TD 4 x 4 (85-01)



P1445
Z36, BMW: 316i, 318, 320,
MERCEDES BENZ: CLASSE
E 190 2.3, CLASSE E 230



P14534
Z36, FORD: COURIER 1.3i
(97-99), FIESTA 1.0i / 1.3i (96-99),
KA 1.0i



P1435
Z37, AUDI: TT, FORD: GALAXY
2.0 I, SEAT, VOLKSWAGEN:
GOLF, NEW BEETLE, PASSAT



P1458
Z37, CHEVROLET: CALIBRA 2.0i
16V, ASTRA 2.0i, VECTRA 2.0 16V,
ZAFIRA 2.0



P14508
Z37, FORD: ESCORT 1.8i ZETEC,
16V ZETEC, MONDEO 1.8i, 2.0 I,
FOCUS 1.8 I 16V.



P14530
Z37, VOLKSWAGEN: POLO 1.4,
1.6 GTI 16, SEAT: AROSA 1.4,
CORDOBA 1.4 16V, IBIZA



P1416
Z38, FIAT, FORD, CITROEN,
HYUNDAI, PEUGEOT, SUSUKI,
M. BENZ, SSANGYONG



P14509
Z40, AUDI: A3, SEAT: IBIZA, VW:
BORA 2.0, GOLF 2, NEW BEATLE,
PASSAT, POLO



P1425
Z42, SEAT: ALHAMBRA,
CORDOBA 9TDI (97-01),
VOLKSWAGEN: GOLF 1.9 TDI
(97-01)



P1484
Z36, BMW: 316, 318i, 320i,
325i, 328i, 525



P14503
Z36, FORD: TRANSIT 2.2



P14507
Z36, FIAT, MERCEDES BENZ:
A 160, A 170, VOLVO, RENAULT,
VOLKSWAGEN



P14540
Z36, TOYOTA HILUX 2.8 / 3.0 D.
SW4 D. (2016-2018)



P1413
Z37, FIAT: DUCATO 2.8 MULTIJET,
PEUGEOT: BOXER, CITROEN:
JUMPER MULTIJET



P1418
Z37, TOYOTA: HILUX, SW4 D4D
2.5, 2.8, 3.0 DIESEL (2006->)



P1430
Z37, IVECO: DAILY, L. ROVER,
M.BENZ, TOYOTA: HILUX, YARIS,
COROLLA, RAV4, HYUNDAI, VW.

BOSCH



P1433
Z37, FORD: CARGO,
MERCEDES BENZ: SPRINTER



P1486
Z37, BMW: 125, 228, 320, 328,
420, 428, 520, 528



P1498
Z37, FIAT: UNO, MOBI, ARGO



P14506
Z37, AUDI: A4, A6, RENAULT,
VOLVO, VOLKSWAGEN: PASSAT



P14511
Z37, FORD: F250, F350, F4000,
CUMMINS, NISSAN: FRONTIER,
XTERRA, CHEVROLET



P14539
Z37, MERCEDES-BENZ:
SLK 200, 250, C 180, 200, 250,
250 CGI / NGT



P1427
Z38, PORSCHE: BOXSTER,
CAYENNE, J.DEERE: 5045D/E,
5055D/E, 5065E, 5075E



P1429
Z38, CITROEN: JUMPER 2.8HDI,
FIAT: DUCATO 2.3JTD, 2.8 D.,
PEUGEOT: BOXER




P14513
Z38, PORSCHE: CAYENNE 4.8,
PANAMERA 3.0, 4.8 4S



P14531
Z38, AGRALE, CASE, CBT, FIAT,
J. DEERE, FORD, M. BENZ,
TOYOTA, VALMET, VALTRA, VW



P14500
Z42, BMW, AUDI, CITROEN, FIAT,
FORD, LANCIA, MAZDA,
PORSCHE, SEAT, SKODA, VW



P14541
Z37, CHEVROLET TRACKER 1.0



P14575
Z39, VOLKSWAGEN: ARTEON,
ATLAS, ATLAS CROSS, GOLF,
JETTA, TAOS, TIGUAN



P1497
Z53, FIAT: DOBLO, UNO, PALI,
GRAND SIENA, CHEVROLET:
ONIX, TRACKER



P1415
Z40, FORD: F-250, F-350, F-4000
4CC CUMMINS 4BTA/A 98->



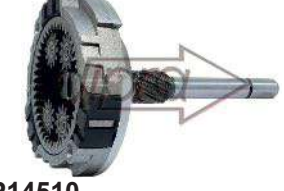
P1431
Z42, L.ROVER, IVECO: DAILY,
DODGE, FORD, CHEVROLET,
RENAULT: JUMPER




P1432
Z40, FIAT: DUCATO, FORD:
F-250, IVECO: DAILY, PEUGEOT:
JUMPER




P1439
Z37, MERCEDES BENZ:
PRINTER, CLASSE C 270, 320,
ML 270, S 320



P14510
Z42, FIAT, RENAULT,
MARCOPOLO: VOLARE,
M.VBENZ: SL-KLASSE,
SPRINTER



P14529
Z40, FORD: CARGO C1317, 1319,
1517, 1519, 1717, 1719, 1722,
2422, 2423, 2428, 2429



P1472
Z42, M. BENZ: 250 D, 300 D
TURBO, CLASSE S600, S600,
MB 180D, SSANGYONG: MUSSO



P1473
Z42, CHEVROLET: ASTRA,
BLAZER, S10, VECTRA,
NISSAN: SERENA, TRADE,
VANETTE 2.0 D



P1474
Z42, VOLKSWAGEN:
TRANSPORTER 2.4D, SYNCRO
(90-94)



P1434
Z41, SCANIA: G 230-280, 310-380,
400-420, P 230-280, 310-380,
400-480, 310-360, 380, 460

BOSCH

BORGWARNER



P14512
Z41, CASE, IVECO, M, BENZ,
VOLVO, N, HOLLAND, RENAULT



P14563
Z35, BORGWARNER, HYUNDAI:
HB20 1.0, i20, KIA: RIO IV 1.0



P14571
Z37, BORGWARNER, HYUNDAI:
ACCENT, ELANTRA, VELOSTER,
KIA: CARENS, CERATO, RIO

DELCO



P1450
Z50, CHEVROLET: ASTRA,
BLAZER, S10, VECTRA-II(SOHC)
1.8, 2.0, 2.2-8V




P1453
Z44, FORD, MERCEDES BENZ,
VOLVO, VOLKSWAGEN,



P1476
Z48, CUMMINS, FORD, VW,



P1477
Z44, CNH, FORD, CASE, FIAT,
DYNAPAC, FORD, KOMATSU,
VALMET, VALTRA, VW, VOLVO



P1468
Z50, CHEVROLET, FIAT, CITROEN,
DAEWOO, PEUGEOT



P1487
Z50, CHEVROLET: ONIX, PRISMA



P14536
Z50, CHERY: TIGGO 2.0



P1469
Z31, AGCO, CASE, DYNAPAC,
FIAT ALLIS, FORD, JOHN DEERE,
KOMATSU, M. BENZ, MULLER



P1470
Z31, M. BENZ: 712C, 715, 914C,
915C, 1215, 1218L, 1418EL,
1418L, 1718, 1725, 2423, 2428



P1471
Z43, CHEVROLET: OMEGA GLS
95>98, OMEGA CD 6CC 4.1 MPFI,
SUPREMA CD 6CC



P1490
Z43, CHEVROLET: BLAZER,
SILVERADO 6.0 V8, CLARK:
AUTOELEVADORES, HYSTER,
YALE



P1494
Z42, KIA: OPTIMA, RONDO,
SORENTO, HYUNDAI: GENESIS
COUPE, SANTA FE, TUCSON



P14514
Z48, FIAT, CASE, CUMMINS,
NEW HOLLAND, NAVISTAR,
MACK, VOLVO, CATERPILLAR



P14515
Z48, HYUNDAI: HR 2.5, H1 2.5
(2008-2011), KIA: BONGO K2500
2.5L TCI



P1491
Z48, CLARK, CHEVROLET, FIAT,
HYSTER, ISUZU



P14516
Z46, HYUNDAI: HR 2.0, H1 2.5,
PORTER PRITSCHKE, KIA: BONGO



P14573
Z37, CHEVROLET: AGILE, CELTA,
ONIX, PRISMA, SPIN, RENAULT:
CAPTUR, DUSTER, OROCH

DENSO



P14519
Z42, JEEP: GRAND CHEROKEE, WRANGLER, DODGE, JOURNEY, G. CARAVAN, RAM, CHRYSLER



P14568
Z42, FIAT: ARGO, MOBI, STRADA, UNO, TOYOTA: SIENTA, VOLKSWAGEN: UP



P14578
Z41, CITROEN: C1 II, C3, C4, DS: DS 3, OPEL: Corsa, PEUGEOT: 108, 208, 208, 301



P14520
Z42, L. ROVER: RANGE ROVER, DISCOVERY, HYUNDAI, KIA, CHEVROLET: EQUINOX, CAPTIVA



P14550
Z37, HONDA: NEW CIVIC, ACCORD, ACCORD CROSSTOUR, ODYSSEY, PILOT, ACURA



P14553
Z37, BMW: X1, 220i, 225i, 216, 218, 220, X1 1.5/2.0i, MINI COOPER CLUBMAN



P14567
Z37, M. BENZ: C 180/200/220/250, E 200, /220/250, GLK 220/250, SPRINTER, VIANO, VITO



P14555
Z55, LEXUS: ES 350 3.5, RX 300 3.0, TOYOTA: AVENSIS, CAMRY, RAV 4, CELINA, CELICA



P1496
Z42, BMW: 116, 118, 120, 125, 130, 135, 316, 318, 320, 323, 325, 630, 730, X3, X5, X6, Z4



P14552
Z42, JEEP: Grand Cherokee 3.6 V6 4x4



P14554
Z42, TOYOTA HILUX 1GD (2015) / 2.8 (2016 ->2018)



P14538
Z43, CHRYSLER: GRAND VOYAGER 3.3, DODGE: CARAVAN 3.3, JEEP: WRANGLER 3.8L



P14549
Z43, FIAT: PANDA, HONDA: ACCORD, CIVIC, CR-V, FR-V



P14556
Z37, LAND ROVER: DISCOVERY, R. ROVER



P14551
Z39, DODGE: RAM 2500 5.9/6.7, CUMMINS: ISB 6.7, HINO



P14564
Z41, NIPPONDENSO, CATERPILLAR, JHON DEERE: 1050K, 370E/, 744E/H/J, 7450

HITACHI



P14557
Z40, FIAT: PALIO, STRADA, UNO, SIENA, PUNTO 1.0 / 1.3 / 1.4 / Fire (2010)




P14585
Z40, DACIA, NISSAN: CUBE, NOTE, QASHQAI, TILDA, RENAULT: FLUENCE, MEGANE



P14576
Z38, CHEVROLET, CITROEN, FIAT: DUNA 1.7D., FORD, PEUGEOT, RENAULT, VOLKSWAGEN

INDIEL



P1409

Z39, AGRALE, CHEVROLET, FORD, J.DEERE, M.FERGUSON, M. BENZ, PERKINS, PEUGEOT, VW.

P1409R

Z39, AGRALE, CHEVROLET, FORD, J.DEERE, M.FERGUSON, M. BENZ, PERKINS, PEUGEOT, VW.

P1419

Z39, VOLKSWAGEN: TRANSPORTER T4 2.4 DIESEL

P1419R

Z39, VOLKSWAGEN: TRANSPORTER T4 2.4 DIESEL

P1449

Z39, FORD: CAMIONES, PICK UP F100, M. BENZ: OMNIBUS, CUMMINS: MOT. SÉRIE B

P1449R

Z39, FORD: CAMIONES, PICK UP F100, M. BENZ: OMNIBUS, CUMMINS: MOT. SÉRIE B

P1412

Z39, MERCEDES BENZ: OMNIBUS, Z39

P1412R

Z39, MERCEDES BENZ: OMNIBUS,

P1421

Z39, AGCO: TRACTOR, INDENOR, M. FERGUSON, FORD: F250, PEUGEOT: 404, 504, 505

P1421R

Z39, AGCO: TRACTOR 6 CIL., INDENOR, M. FERGUSON, FORD: F250, PEUGEOT: 404, 504, 505

P1422

Z39, AGRALE, DEUTZ, M. FERGUSON, CHEVROLET, FORD, DODGE, J.DEERE, N.HOLLAND, VW

P1422R

Z39, AGRALE, DEUTZ, M. FERGUSON, CHEVROLET, FORD, DODGE, J.DEERE, N.HOLLAND, VW

P1443

Z39, CUMMINS: 4BT, 6BT, FORD: CARGO 815, 1217, 1421, 1621, VW: 13190, 15190, 17210

P1443R

Z39, CUMMINS: 4BT, 6BT, 6BTA/A, FORD: CARGO, VW: 13190, 15190, 17210, 23210, Z39



P1441

Z48, CATERPILLAR, FORD: F600, JOHN DEER



P1442

Z48, AGRALE, CATERPILLAR, J. DEERE, FORD, GRADALL, VALTRA, M.BE NZ, VW, VOLVO

ISKRA



P14521

Z42, JCB, MAQUINAS VIALES, TRACTORES



P14525

Z42, CASE, J. DEERE, KOMATSU, MAN, M. BENZ, N. HOLLAND, VALMET, VALTRA, ZETOR



P14526

Z42, HATZ: 1B40 0 5, JCB: MOTORES 4.4, 4.8



P14527

Z42, NEW HOLLAND: CX720, CX740, CX760, CX780, Cx820



P14579

Z42, CASE: TRACTOR MAGNUN, NEW HOLLAND



P14522

Z38, CASE, JOHNDEERE, CRYSTAL, MASEEY FERGUSON, VALTRA, ZETOR



P14523

Z38, BOPCAP, CASE, IVECO, JCB, J. DEERE, LINDE, M. FERGUSON, N. HOLLAND, TEREX



P14524

Z38, DEUTZ, GENIE, KHD, HOLDER, RAYCO, TEREX, VOLVO, ATLAS COPCO, BOMAG, GEHL

ISKRA



P14580

Z38, AGCO, JOHN DEERE:
COSECHADORAS, MASSEY
FERGUSON, VALTRA

JHAEM



P14542

Z40, KIA: RIO, PICANTO



P14570

Z50, CHERY: QQ 1.1 16v.

MITSUBISHI



P1440

Z44, IVECO, FREIGHTLINER,
FORD, VOLKSWAGEN, VOLVO



P1452

Z44, HONDA, DODGE, CITROEN,
PEUGEOT, HYUNDAI, KIA, FORD,
MAZDA, RENAULT



P1454

Z44, MITSUBISHI: PAJERO,
MONTERO, SHOGUN, GALANT
MK VI, C. FLATBED



P14586

Z44, FORD, FREIGHTLINER,
IVECO, MERCEDES BENZ,
VOLKSWAGEN, VOLVO



P1463

Z46, MERCEDES BENZ: VARIOS



P1464

Z44, IVECO, MAN,
VOLKSWAGEN, VOLVO



P1451

Z42, CITROEN, CHEVROLET,
MAZDA, MARCOPOLO, KIA,
PEUGEOT, HYUNDAI, FORD



P1455

Z43, CLARK: MONTACARGA,
CATERPILLAR, MITSUBISHI :
MONTACARGA, PAJERO



P1456

Z42, RENAULT, HYSTER:
MONTACARGAS



P1488

Z41, BUICK, CADILLAC,
CHEVROLET, FORD, MERCURY,
GMC, PONTIAC



P14517

A42, RENAULT: SANDERO,
LOGAN 2018, NISSAN: VERSA



P14537

A41, FIAT, SUBARU, SUZUKI:
IGNIS, JIMMY, SWIFT 1,3



P14518

Z43, FORD: RANGER 2.2 4 /
3.2 5CIL TDI, TROLLER:
T4 3.2 5CIL TDI,



P14543


Z43, MITSUBISHI: ASX 1.8,
ASX 2.4, LANCER 1.8/2.4,
OUTLANDER 1.8/2.4,



P14581

Z42, FIAT, TORO, JEEP:
CHEROKEE, COMPASS,
RENEGATE

MOTORCRAFT-FORD



P1410
Z45, FORD: ESCORT 1.8, 2.0 16V
ZETEC, MONDEO 1.8, 2.0 16V
ZETEC, FIESTA, KA




P14562
Z45, FORD: FOCUS 1.6, 2.0



P14582
Z45, FORD: EDGE V6 (3.5),
EXPLORER 4WD (3.5),
TAURUS (2.0 / 3.5)



P1460
Z37, FORD: RANGER V6 4.0,
ECOSPORT, EXPLORER



P1462
Z37, FORD: F4000, F150, F1000,
F-1000, F-4000 4.9 l.,
BUJE INTERNO DE 12.5 mm.



P14565
Z37, FORD: EXPLORER 4.0,
F1000 4.0, RANGER 4.0, BUJE
INTERNO DE 10.5 mm.

VALEO




P1478
Z56, HYUNDAI, FIAT: DUCATO,
M. BENZ: SPRINTER, RENAULT:
MASTER, VW: AMAROK, KIA



P14558
Z43, BMW: 320 2.0 i (2018-2022)



P14559
Z56, HYUNDAI: H-1 2.5, PORTER,
SATELLITE, STAREX, KIA:
SORENTO 2.5 CRDi V6



P14566
Z47, VOLVO: S60, S9, V40, V60,
V70, V90, V90, XC60 2, Xc90



P1493
Z56, VOLKSWAGEN: AMAROK 2.0
TDI, 2.0 BI TURBO, 180CV



P1499
Z56, RENAULT: TRAFIC, MASTER,
NISSAN: VIVARO, CHEVROLET:
S10 2.8, TRAILBLAZER



P1479
Z37, FIAT: BRAVA, DOBLO,
PALIO, MAREA, SIENA, STILO,
PEUGEOT: 306, 405, RENAULT



P1480
Z59, CHEVROLET, RENAULT:
CLIO, KANGOO, LAGUNA,
MEGANE, SCENIC, PEUGEOT



P1482
Z56, AUDI, CITROEN, FIAT,
ROVER, PEUGEOT, SUZUKI,
NISSAN, M.BENZ, VW, RENAULT



P1483
Z56, CITROEN, FIAT, FORD,
NISSAN, PEUGEOT, SUZUKI,
HYUNDAI, RENAULT



P1492
Z59, NISSAN, RENAULT: ESPACE,
LAGUNA, MASTER TRAFIC



P14547
Z56, NISSAN, OPEL, RENAULT,
VAUXHALL, VOLVO



P1495
Z38, HYUNDAI: H1 2.5 CRDI,
PORTER PICKUP, KIA: BONGO
K2500



P14574
Z40, HYUNDAI: ELANTRA,
SONATA, TUCSON, KIA: CARENS,
OPTIMA, SPORTAGE



P14583
Z40, FORD: ECOSPORT (2.0 16V),
HYUNDAI: GRANDEUR, SANTA
FE (2.7), KIA: CARNIVAL, OPTIMA,
RONDO



P14560
Z44, CHEVROLET: CRUZE,
TRACKER, OPEL, INSIGNIA,
MOKKA

VALEO



P14584

Z45, HYUNDAI: CRETA, ELANTRA, KONA, SONATA, TUCSON (2.0), KIA: CEED, SELTOS, SOUL, SPORTAGE (2.0)



P14544

Z46, AUDI: Q3, A3 A4, SEAT, VW: AP, GOL, FOX, SAVEIRO, VIRTUS, GOLF, POLO, TRANSPORTE



P14545

Z47, VOLKSWAEN: GOL, SAVEIRO, VOYAGE, FOX, POLO, GOLF



P14548

Z47, AUDI: A4, A5, A6, A7, A8, Q5, Q7, PORSCHE: CAYENNE, VOLKSWAGEN: TOUREG



P14561

Z47, FORD: NEW FIESTA 1.4/1.6, ECOSPORT, FOCUS 1.4/1.6



P14546

Z47, AUDI, CHEVROLET, FIAT, LADA, LANCIA, PEUGEOT, SEAT, SUZUKI, VAUXHALL, VW



P14572

Z47, CITROEN: C3, C4, FORD: ECOSPORT, FIESTA, KA, PEUGEOT: 207, 208



P14577

Z47, AUDI: A3, S3, TT, SEAT, SKODA: OCTAVIA, VOLKSWAGEN: EOS, GOLF, GOLF PLUS, JETTA, PASSAT, POLO, TIGUAN, TOURAN

BOSCH



P1200
BMW, AUDI, FIAT, FORD,
CITROEN, NISSAN, PEUGEOT,
SUSUKI, VW.



P1205
BBMW, AUDI, FIAT, FORD,
CITROEN, NISSAN, PEUGEOT,
SUSUKI, VW.



P1301
Z42, FIAT: DUNA 1.7



P1501
Z42, FIAT: FIORINO 1.7 DIESEL,
PALIO, PUNTO, STRADA,
UNO 1.3 D., IVECO, LANCIA



P1302
Z37, AUDI, CITROEN, FIAT,
CHEVROLET, FORD, JEEP,
MAZDA, PEUGEOT, VOLVO, VW.



P1511
Z37, AUDI, CITROEN, FIAT,
CHEVROLET, FORD, JEEP,
LAND ROVER, MAZDA,
PEUGEOT, VW



P1305
Z37, ALFA ROMEO, AUDI,
CHRYSLER, FIAT, JEEP, ROVER,
VOLKSWAGEN



P1581
Z37, A.ROMEO, AUDI: 100, 200,
CHEVROLET, CHRYSLER, FIAT,
JEEP, VW: GOLF, PASSAT



P1318
Z36, NISSAN



P1518
Z36, NISSAN



P1319
Z36, A.ROMEO, AUDI, CITROEN,
FIAT, RENAULT, PEUGEOT,
TOYOTA, VOLVO, VW



P1519
Z36, AUDI, CHEVROLET, FIAT,
PEUGEOT, RENAULT, TOYOTA,
VAUXHALL, VW, VOLVO



P15600
Z36, A. ROMEO, AUDI, CITROEN,
CHEVROLET, FIAT, PEUGEOT,
RENAULT, TOYOTA, SEAT, VW



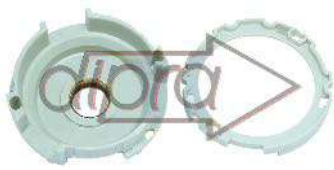
P1378
Z42, VOLKSWAGEN: POLO,
GOLF, FORD: ESCORT,
TRANSIT, FIESTA,




P13123
Z42, MITSUBISHI, RENAULT,
TOYOTA: COROLLA, VOLVO,
VOLKSWAGEN: POLO



P1313
RENAULT: CLIO DIESEL,
EXPRESS



P1399
AGRALE, CASE, CBT, CHEV. FIAT,
FORD, J.DEERE, M.FERGUSON,
M.BENZ, N.HOLLAND, SLC,
TOYOTA, VALMET, VALTRA, VW



P15616
Z38, AGRALE, CASE, CBT, FIAT,
J.DEERE, M.BENZ, N.HOLLAND,
TOYOTA, VALMET, VW,



P1314
RENAULT: KANGOO, EXPRESS



P1315
AUDI: A2, A3, S3 1.9, M. BENZ:
V280, VW: BORA, CANDY, GOLF,
PASSAT, POLO, VENTO



P1503
Z38, CITROEN: JUMPER 2.8,
FIAT: DUCATO 2.3/2.8, PEUGEOT:
BOXER 2.8



P1506
Z42, SEAT: ALHAMBRA 1.9,
CORDOBA 1.9 TDI,
VOLKSWAGEN: GOLF 1.9,



P1322
AUDI: A2, A3, S3 1.9 TDI,
M. BENZ: V280, VW: BORA,
CANDY, GOLF, JETTA, PASSAT,
POLO, TRANSPORTER, VENTO



P15609
Z38, PORSCHE: CAYENNE,
PANAMERA

BOSCH



P1502
Z38, FIAT: DUCATO, STRADA,
PUNTO, M.BENZ.; NISSAN:
FRONTIER, PEUGEOT: BOXER



P1505
Z37, FORD: CARGO, M.BENZ:
SPRINTER, TOYOTA: HILLUX,
SW, YARIS, COROLLA, RAV4



P1508
Z38, AUDI: A2, A3, S3, M. BENZ:
V280, VW: BORA, GOLF, POLO,
TRANSPORTER, VENTO



P1320
MERCEDES BENZ, CHRYSLER



P1362
MERCEDES BENZ, BMW,
CHEVROLETM, OPEL, VOLVO,
AUDI, FIAT, FORD, RENAULT



P1586
Z37, MERCEDES BENZ: C180,
200, 220, 230, CLK 230,
CHRYSLER: DODGE DAKOTA,
G. CARAVAN



P1587
Z37, AUDI, BMW, CHEVROLET,
FIAT, FORD, M.BENZ, RENAULT



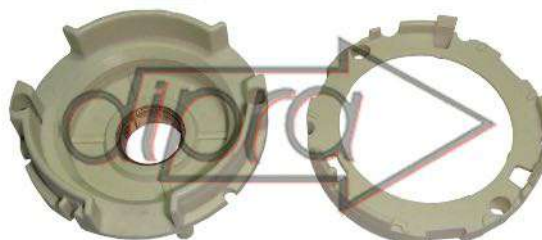
P1336
TOYOTA: COROLLA 1.8, 2.0



P15608
BZ36, BMW, CITROEN, PEUGEOT,
FORD, RENAULT, TOYOTA



P15619
Z37, AUDI, SEAT, SKODA,
VOLKSWAGEN



P1355
MERCEDES BENZ, BMW



P15623
Z37, ALFA ROMEO, FIAT, SUZUKI,
JEEP: RENEGADE D. COMPASS,
M.BENZ: SPRINTER



P1590
Z36, BMW: 316I, 318I, 323, 325,
525 / 528I, FORD: COURIER,
FIESTA, KA, M.BEZ; CLASSE E



P1550
Z37, AUDI: A4, A6, CITROEN:
JUMPER, RENAULT, VW: GOL,
SAVEIRO 1.6, TRANSPORTER



P1592
Z37, NISSAN: INTERSTAR,
RENAULT: MASTER 2.5, RRAFC,
VAUXHALL: MOVANO



P1556
Z37, AUDI: 100, 80, A4, A6, FIAT:
DUCATO 2.3, PEUGEOT: BOXER,
CITROEN: JUMPER



P1560
Z37, BMW: 125, 220, 228, 320,
328, 420, 428, 520, 528



P1379
FORD: ESCORT 1.8 I ZETEC,
1.8 I 16V ZETEC, MONDEO 2.0 I,
2.0 I, TURNIER NGA



P1332
CHEVROLET, FIAT, M. BENZ,
ROVER, IVECO, DODGE,
RENAULT, VOLKSWAGEN



P1554
Z37, FORD: ESCORT 1.8I ZETEC,
1.8I 16V ZETEC, 1.6I 16V,
MONDEO 2.0I, TURNIER



P1333
Z36, RENAULT: CLIO, DUSTER,
ESPACE, FLUENCE, LAGUNA,
MEGANE, SCENIC, TRAFIC



P15618
Z36, RENAULT: CLIO, DUSTER,
ESPACE, FLUENCE, LAGUNA,
MEGANE, SCENIC, TRAFIC



P1329
FIAT: DUCATO, FORD: F-250,
F-400, IVECO: DAILY,
PEUGEOT: JUMPER

BOSCH



P1552
Z40, FIAT, FORD, IVECO



P15615
Z40, FORD: CARGO C1317, 1319, 1517, 1519, 1717, 1719, 1722, 1723, 2422, 2428, 2429, 2623



P1507
Z40, FIAT: DUCATO 10 2.8 TD, FORD: F-250, 4BT, F-400, IVECO: DAILY, PEUGEOT: JUMPER



P15617
Z42, M. BENZ: CLASSE S600, 180D, SSANGYONG: MUSSO



P1549
Z42, FIAT, MARCOPOLO, M. BENZ, RENAULT



P15603
Z41, CASE, IVECO, M. BENZ, NEW HOLAND, RENAULT, VOLVO



P1548
Z42, FIAT, FORD, CHEVROLET, IVECO, LAND ROVER, CHRYSLER, M. BENZ



P1532
Z42, CHEVROLET, FIAT, FORD, IVECO, DODGE, M. BENZ, RENAULT, SSANGYONG, VW



P15644
Z41, BOVA, DAF, MAN, MERCEDES BENZ, SCANIA



P1334
Z37, MERCEDES BENZ: SPRINTER 311 CDI, 415 CDI, 515 CDI, BMW: 325



P1599
Z37, BMW: 325, FIAT: TORO, BRAVO, DOBLO, DUCATO, M. BENZ: SPRINTER 311/ 415/ 515



P1335
Z42, BMW: 116 1.6i, 118, 120, 316, 318, 320, 518, 520, 525, X3



P15610
Z42, BMW: 116 1.6, 118, 120, 316, 318, 320, 520, 525, X3



P1337
Z37, FIAT: UNO, MOBI, ARGO



P1337T
Z37, FIAT: UNO, MOBI, ARGO



P13134
Z53, CHEVROLET: ONIX, TRAKER, FIAT: DOBLO, FIORINO, IDEA, PALIO, PUNTO, SIENA



P1380
Z40, FIAT: BRAVO 1.8, DOBLO, ADVENTURE, SIENA, PALIO, PUNTO 1.4, STRADA



P1569
Z40, FIAT: BRAVO 1.8, DOBLO, ADVENTURE, SIENA, PALIO, PUNTO 1.4, STRADA



P1391
Z53, COROLLA, FIAT, DOBLO, PALIO, FIORINO



P1562
Z53, CHEVROLET: ONIX, TRACKER, FIAT: DOBLO, IDEA, PALIO, STRADA, TOYOTA: COROLLA



P15645
Z37, BMW, FIAT: ARGO, MOBY, UNO, JEEP: RENEGATE, MINI



P1303
Z42, CITROEN, ALFA ROMEO



P1555
Z37, MERCEDES BENZ: SPRINTER 616 CDI, CLASSE C 270



P15648
Z39, VOLKSWAGEN: ARTEON, ATLAS, GOLF, JETTA, TAOS, TIGUAN

BOSCH



P15601
Z40, AUDI: A3 1.6, 1.8, 1, SEAT,
VOLKSWAGEN: BORA 2.0, GOLF,
N, BEETLE, PASSAT, POLO



P15602
Z40, AUDI: A3 1.6, 1.8, TT 1.8 T,
SEAT, VW: BORA, GOLF, N,
BEETLE, PASAT, POLO



P15606
Z42, BMW, AUDI, CITROEN, FIAT,
FORD, MAZDA, PEUGEOT,
PORSCHE, SEAT, SUZUKI, VW



P1551
Z36, FIAT, M.BENZ, RENAULT,
VOLKSWAGEN, VOLVO

COMSTAR



P1357
Z42, RENAULT: DUSTER (LINEA
NUEVA), LOGAN, SANDERO,
KWID 1.0



P1214
CLARK, KIOTI, LS TRATOR, SEAT,
VOLKSWAGEN: GOLF, PASSAT



P1316
Z50, CHEVROLET: ASTRA,
BLAZER, S10, VECTRA II 1.8,
2.0, 2.2-8V,



P1588
Z50, CHEVROLET: ASTRA,
BLAZER, S10, VECTRA-II,
CITROEN: C4 L, PEUGEOT: 308,
408



P1347
Z50, VARIOS, CHEVROLET



P1371
Z43, CHEVROLET: BLAZER,
S-10 MOTOR VORTEC V6



P1593
Z43, CHEVROLET: BLAZER,
S-10 C/ MOTOR VORTEC V6



P1364
Z50, CHEVROLET: ASTRA,
BLAZER, S10, VECTRA II



P13135
Z50, CHEVROLET: AGILE, CELTA,
CORS, NUEVO CORSA, PRISMA,
ASTRA, VECTRA



P1589
Z50, CHEVROLET: ASTRA,
BLAZER, S10, VECTRA-II 1.8



P1338
Z43, VARIOS, CHEVROLET



P1339
Z50, CHERY: TIGGO 2.0



P13129
Z50, VARIOS, CHEVROLET



P1348
Z50, VARIOS, CHEVROLET



P13132
Z40, VARIOS



P1366
Z43, CHEVROLET: OMEGA,
CLARK: MONTACARGA,
MITSUBISHI: MONTACARGA,
PAJERO



P1598
Z43, CHEVROLET: OMEGA,
SUPREMA, CLARK, MITSUBISHI:
PAJERO

DELCO



P1330
Z43, DAEWO: TICO,



P15625
Z43, FIAT: PANDA, HONDA: CIVIC, CR-V, ACCORD, CHRYSLER, DODGE: JEEP: WRANGLER



P1365
Z48, CHEVROLET: BLAZER 4.3V6/ CLARK: AUTOELEVADOR C-CGP25



P1591
Z48, CHEVROLET, CLARK



P13107
Z48, CHEVROLET, LARK: AUTOELEVADOR



P13124
CHEVROLET, CLARK: AUTOELEVADOR



P13126
Z50, CHEVROLET, CLARK: AUTOELEVADOR



P1386
Z48, HYUNDAI: HR 2.5 (2012->), H1 2.5 (2008-2011), KIA: BONGO K2500 2.5L



P15612
Z48, HYUNDAI: HR 2.5, H1 2.5 (2008-2011), KIA: BONGO K2500 2.5L TCI



P15613
Z46, HYUNDAI: HR 2.0, H1 2.5, PORTER PRITSCHKE/ FAHRGESTELL, KIA



P13139
Z44, AGRALE, CASE, DYNAPAC, FIAT ALLIS, FORD, KOMATSU, MULLER, N.HOLLAND, RANDON, RUCKER, VALMET, VALTRA, VW,VOLVO



P15643
Z44, AGRALE, CASE, DYNAPAC, FIAT ALLIS, FORD, KOMATSU, MULLER, N.HOLLAND, RANDON, RUCKER, VALMET, VALTRA, VW,VOLVO



P15636
Z35, HYUNDAI: HB20 1.0, i20, KIA: RIO IV 1.0



P15638
Z37, CHEVROLET: AGILE, CELTA, MONTANA, ONIX, PRISMA, SPIN, HYUNDA, KIA, RENAULT: CAPTUR, DUSTER, OROCH



P13111
HONDA, TOYOTA



P13112
ARRANQUES VARIOS, HYUNDAI



P13117
VARIOS



P13136
KIA, HYUNDAI



P1553
Z42, HYUNDAI: GENESIS, SANTA FE, SONATA, TUCSON, KIA: FORTE, SORENTO, SPORTAGE



P13131
Z43, KIA / HYUNDAI



P13144
Z43, CLARK, KIOTI, KD 35, LS TRATOR, SEAT, VOLKSWAGEN



P15649
Z48, CASE, FORD, JAC, RANDON, SCANIA, VOLKSWAGEN, VOLVO



P15650
Z48, CASE / CATERPILLAR / CUMMINS / FIAT ALLIS / FREIGHTLINER / MACK / NAVISTAR / N. HOLLAND / PETERBILT / VOLVO

DENSO



P1345
Z37, HONDA, TOYOTA, DAIHATSU



P15633
Z37, LAND ROVER: RANGE ROVER D., DISCOVERY, 3 2.7 (2012), Discovery 2.7 TD (2004-2009)



P1346
Z43, HONDA, TOYOTA, DAIHATSU



P13108
Z55, TOYOTA



P1341
Z42, HONDA, TOYOTA, DAIHATSU



P1342
Z45, HONDA, TOYOTA, DAIHATSU



P15628
Z42, AUDI, LAND ROVER, MERCEDES BENZ, TOYOTA



P15631
Z37, BMW: X1, 220i, 225i, 216 1.5 i, 218 1.5 i, 220 2.0 i, MINI: COOPER CLUBMAN



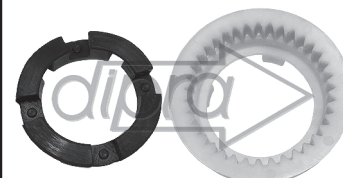
P1375
Z37, FIAT: PALIO, SIENA



P1392
Z37, HONDA, TOYOTA, DAIHATSU



P15632
Z37, HONDA: N. CIVIC, ACCORD, ACCORD CROSSTOUR, ODYSSEY, PILOT, RIDGELINE, ACURA



P1396
Z37, FIAT: BRAVO, PALIO



P1343
Z55, TOYOTA



P1344
Z55, TOYOTA



P1398
Z42, BMW: 116 /135, 316 /330, 523, 535, 630, X3, X5, X6, JEEP



P15630
Z55, LEXUS: ES 350 3.5, RX 300, TOYOTA: AVENSIS, CAMRY, RAV 4, CELINA, CELICA



P13106
Z55, TOYOTA COROLLA



P1358
Z41, FIAT: PALIO, UNO, SIENA, JEEP: RENEGADE, WRANGLER, DODGE: JOURNEY, RAM



P1359
Z41, FIAT: PALIO, UNO, SIENA, JEEP: RENEGADE, WRANGLER, DODGE: JOURNEY, RAM



P13105
Z37, HONDA, VARIOS



P13115
Z42, HONDA, VARIOS



P13109
Z46, FIAT



P13110
Z38, LADA, RENAULT



P15622
Z31, DODGE: Ram 2500 5.9, 3500, 4000 5.9 (2003-2006)

DENSO



P15629
Z39, DODGE: RAM 2500 5.9/6.7,
CUMMINS: ISB 6.7, HINO



P15635
Z41, CATERPILLAR: 320D/GC/L/
DL, 323DL, 938H, AP1000E,
AP1055E, C6.6, JOHN DEERE:
1050K, 370E, 410E, 450CLC, 460E

HITACHI



P1211
DACIA: DUSTER, NISSAN: CUBE,
JUBE, NOTE, QASHAI, RENAULT:
FLUENCE, LOGAN, MEGANE



P1582
Z38, CHEVROLET, CITROEN,
FIAT: DUNA 1.7 D., FORD,
PEUGEOT, RENAULT,
VOLKSWAGEN



P13138
Z38, CHEVROLET, CITROEN,
FIAT: DUNA 1.7 D., FORD,
PEUGEOT, RENAULT,
VOLKSWAGEN



P15641
Z38, CHEVROLET, CITROEN,
FIAT: DUNA 1.7 D., FORD,
PEUGEOT, RENAULT,
VOLKSWAGEN



P15620
Z40, FIAT: PALIO, STRADA, UNO,
SIENA, 1.0, 1.3, 1.4, PUNTO

INDIEL



P1201
ARR. M93R, AGRALE,
CHEVROLET, FORD, JOHN
DEERE, M. BENZ, PEUGEOT, VW.



P1208
ARR. M100R, AGRALE, FORD,
CHEVROLET, J. DEERE,
M, BENZ, VW, PEUGEOT



P1368
FORD, M. BENZ, CHEVROLET,
J. DEERE, M. FERGUSON,
PEUGEOT, CUMMINS, VW.



P1547
Z39, AGCO, AGRALE, DUETZ,
FORD, L. ROVER, J. DEERE,
N. HOLLAND, PEUGEOT, VW,



P1547R
Z39, AGCO, AGRALE,
CHEVROLET, DUETZ, FORD,
L. ROVER, PEUGEOT, VW,



P1568
Z39, AGCO, AGRALE, DUETZ,
FORD, L. ROVER, J. DEERE,
M. FERGUSON, N. HOLLAND, VW.



P1568R
Z39, AGCO, AGRALE,
CHEVROLET, DUETZ, FORD,
L. ROVER, J. DEERE,
M. FERGUSON, VW.



P1383
AGRALE, CATERPILLAR,
J. DEERE, FORD, GRADALL,
JOHN DEERE, VALTRA, VW,
VOLVO



P1583
Z48, AGRALE, CATERPILLAR,
J. DEERE, FORD, VALTRA, VW,
VOLVO, ZANELLO



P1584
Z48, AGRALE, CUMMINS, FORD,
JOHN DEERE, NAVISTAR,
VALTRA, VW, VOLVO, ZANELLO

ISKRA



P15614
Z38, GENIE, HOLDER, KHD,
TEREX, VOLVO, ATLAS COPCO,
BOMAG, DEUTZ AG, GEHL



P15605
Z38, ATLAS COPCO, BOBCAT,
CASE, IVECO, JCB, N. HOLLAND,
VALTRA, ZETOR,



P15647
Z38, AGCO, JOHN DEERE,
MASSEY FERGUSON, VALTRA



P1561
Z42, HATZ: 1B40 0 5, JCB:
MOTORES 4.4, 4.8,



P1559
Z42, KHD, RAYCO, TEREX,
VOLVO, ATLAS COPCO, DEUTZ,
GEHL, HAMM, LIEBHERR



P15604
Z42, CASE, J. DEERE, KOMATSU,
MAN, M. BENZ, N. HOLLAND,
VALMET, VALTRA, ZETOR



P15634
Z42, NEW HOLLAND: CX720,
CX740, CX760, CX780, CX820,
CX840, FC



P15642
Z42, CASE, NEW HOLLAND

JHEECO



P15637
Z38, JAC: J3 1.4 (2011->), J5



P1389
Z40, KIA: Rio (2011->), Picanto 1.0
(2004->), HYUNDAI: i10 1.2
(2008-2013), i20 1.2 (2008-2013)



P15624
Z40, KIA: RIO, PICANTO,
HYUNDAI: i10 1.2, i20 1.2

M. MARELLI



P1306
Z39, FIAT: DUCATO



P1323
Z44, FIAT: DUCATO, PALIO, SIENA



P1324
Z37, FIAT: PALIO, SIENA



P1325
Z39, FIAT: PALIO, SIENA

MITSUBISHI



P1353
Z43, CHEVROLET, DODGE,
EAGLE, FORD, HYUNDAI, JEEP,
MAZDA, NISSAN, SUBARU,
SUZUKI



P1597
Z43, CHEVROLET, DODGE,
EAGLE, FORD, HYUNDAI, JEEP,
MAZDA, NISSAN, SUBARU,
SUZUKI



P1354
Z42, HYSTER: CLARK,
RENAULT: AUTOELEVADOR



P1595
Z42, RENAULT, HYSTER:
MONTACARGAS



P1370
Z42, MAZDA, CHEVROLET: S-10,
OMNIBUS VOLARE, NISSAN



P1596
Z42, CITROEN, CHEVROLET, KIA,
HYUNDAI, FORD, KIA, MAZDA,
MITSUBISHI, NISSAN, PEUGEOT



P1387
Z42, CHEVROLET, MITSUBISHI,
CITROEN, NISSAN



P1388
Z42, CHEVROLET, MITSUBISHI,
NISSAN, PEUGEOT

MITSUBISHI



P1372
Z44, CHEVROLET: S-10 MOTOR
MWM 2.8, SPRINT, MITSUBISHI:
L200, TROLLER



P1594
Z44, CITROEN, CHEVROLET,
JEEP, DODGE, FORD, HYUNDAI,
KIA, VAUXHALL, MAZDA,
RENAULT



P1393
Z44, VOLKSWAGEN, VOLVO,
IVECO



P13141
Z44, FORD, FREIGHTLINER,
IVECO, MERCEDES BENZ,
VOLKSWAGEN, VOLVO



P15651
Z44, FORD, FREIGHTLINER,
IVECO, MERCEDES BENZ,
VOLKSWAGEN, VOLVO



P1567
Z44, MAN, VOLKSWAGEN,
VOLVO, IVECO,



P13142
Z46, FREIGHTLINER,
MERCEDES BENZ



P15652
Z46, FREIGHTLINER,
MERCEDES BENZ



P1395
Z43, FORD: RANGER, TROLLER



P15611
Z43, FORD: RANGER 2.2 4CIL,
RANGER 3.2 5CIL TDI, TROLLER



P13112
RENAULT, VARIOS



P13113
TOYOTA



P13114
TOYOTA



P13120
Z43, MITSUBISHI: ASX 1.8,
ASX 2.4, LANCER,
OUTLANDER 1.8/2.4



P13121
Z42, RENAULT: SANDERO (2018),
LOGAN 2018, NISSAN: VERSA



P15607
Z42, NISSAN: VERSA, RENAULT:
SANDERO, LOGAN



P15621
Z44, CHEVROLET, ASTRA,
CRUZE, TRACKER



P1558
Z41, CHEVROLET, FIAT, FORD,
GMC, SUBARU, SUZUKI, SWIFT



P13130
Z42, MITSUBISHI



P15646
Z42, JEEP: RENEGATE,
CHEROKEE, COMPASS,
FIAT: TORO

MITSUBA



P1390
Z41, HONDA: NEW FIT, NEW
CITY, NEW CIVIC, CRV



P1202
FORD: ESCORT, FIESTA, KA



P1203
FORD



P1204
FORD




P1304
Z45, FORD: ESCORT, FIESTA, KA, MONDEO



P1504
Z45, FORD: ESCORT, FIESTA, KA, MONDEO



P1311
Z37, FORD: RANGER, ECOSPORT, BRONCO, TRANSIT



P1500
Z37, FORD: RANGER 4.0 GAS, EXPLORER 4.0, F-1000 GAS, F-4000 4.9 L



P1512
Z37, FORD: RANGER V6 4.0, ECOSPORT, EXPLORER



P1312
Z37, FORD: RANGER V6 4.0, ECOSPORT, EXPLORER (10mm.)



P1321
Z37, FORD



P1521
Z37, FORD: RANGER



P1356
Z37, FORD



P1349
FORD



P1351
FORD



P1352
FORD



P1367
Z59, FORD: KA

VALEO



P1207
AUDI, CJHEVROLET, CITROEN, FIAT, FORD, KIA, M. BENZ, NISAN, RENAULT, PEUGEOT, VW



P1209
FORD: ECOSPORT, HYUNDAI: GRANDEUR, SANTA FE, KIA: CARNIVAL, OPTIMA, RONDO



P1210
AUDI, SEAT, SKODA, VOLKSWAGEN



P1212
HYUNDAI, CRETA, ELANTRA, IX35, KONA, SONATA, TUCSON (2.0), KIA: CEED, SELTOS, SOUL, SPORTAGE (2.0)



P1213
CHEVROLET: BLASER D., CANYON, S10 LS- LT Diesel (2.8), S10 LT Flex (2.4 / 2.5), SAVANA



P1215
VOLKSWAGEN: AMAROK (2.0 bi turbo / 2.0 tdi 122 cv / 2.0 tdi 180 cv)



P1216
CHERY: A3 (1.6 / 1.8 / 2.0), TIGGO (1.8 / 2.0), DR: DR 5 (2.0)



P1307
Z59, CHEVROLET, CORSA, RENAULT, CLIO, KANGOO, LAGUNA, SENIC, PEUGEOT, CITROEN

VALEO



P1308
Z56, PEUGEOT: 306D, 405D,
RENAULT: 19 DIESEL, CLIO
DIESEL



P1309
Z37, CHEVROLET, GM,
RENAULT, PEUGEOT, CITROEN



P1310
Z41, PEUGEOT: 405



P1350
Z56, PEUGEOT



P1328
Z56, VOLKSWAGEN: GOL,
TRANSPORTER, ETC.



P13137
Z47, VOLVO: S60, S90, V40, V60,
V70, V90, XC40, XC60, Xc90



P13140
Z56, VOLKSWAGEN: AMAROK



P1377
Z56, VOLKSWAGEN:
AMAROK 2.0 TDI 122 / 180 CV,



P1326
Z59, RENAULT: MASTER 2.5, 2.8
2006-DIESEL ELECTRONICO



P1331
Z56, AUDI: A3, VOLKSWAGEN:
VENTO



P1381
Z37, FIAT, PEUGEOT,
VOLKSWAGEN, FORD



P1382
Z41, FIAT, PEUGEOT,
VOLKSWAGEN, FORD




P1384
Z47, FIAT, PEUGEOT,
VOLKSWAGEN, FORD



P1385
Z47, FIAT, PEUGEOT,
VOLKSWAGEN, FORD



P15627
Z47, VOLKSWAGEN: GOL,
SAVEIRO, VOYAGE, FOX,
POLO, GOLF



P1397
Z40, FORD: ECOSPORT



P13118
Z46, AUDI / SEAT / SKODA /
VOLKSGAWEN



P15626
Z46, AUDI: Q3, A3 2, A4, VW:
GOL, FOX, CROSS, SAVEIRO,
VIRTUS, GOLF, POLO



P13127
Z47, VOLKSWAGEN, AUDI,
SEAT, SKODA



P15653
Z47, FORD: KA, RENAULT:
DUSTER, MASTER, OROCH 2.0



P13119
Z43, BMW: 320 2.0 i (2018-2022)



P13125
HYUNDAI, KIA, MITSUBISHI



P13128
HYUNDAI, KIA, MITSUBISHI



P13133
HYUNDAI, KIA, MITSUBISHI

VALEO



P13143

Z38, HYUNDAI: H-1 (2.5 CRDi), HR100, Porter Pickup (2.5 CRDi), KIA: BONGO (K2500 TCI)



P15640

Z40, HYUNDAI: ELANTRA, SONATA, TUCSON, KIA: CARENS, OPTIMA, SPORTAGE



P15649

Z48, CASE, FORD, JAC, RANDON, SCANIA, VOLKSWAGEN, VOLVO

VARIOS



P13116

Z50, CHERY: A1, A3, M1, QD, TIGGO: (1.6 / 1.8 / 2.0), DR: DR 5



P15639

Z50, CHERY: A1, A3, M1, QD, TIGGO: (1.6 / 1.8 / 2.0), DR: DR 5

BOSCH



E8001

3 ENG, 12 D.M.BENZ, AUDI, FIAT, RENAULT, CITROEN, VW



E8016

JGO. 3 ENGRANAJES, 13d. TOYOTA, LAND CRUISER



G3501

JGO. GOMAS Med. 6x12x20mm. AUDI, VOLKSWAGEN



G3503

JGO. GOMAS Med. 5.5x15x20, VOLKSWAGEN



G3504

JGO. GOMAS, Med. 10.8x15x25, CITROEN, FIAT, RENAULT, VW



G3507

JGO. GOMAS Med. 7x18.7x29.5, CHEV. FIAT, FORD, PEUG.

DELCO



G3508

CHEVROLET, CITROEN, FIAT, PEUGEOT



G3509

CITROEN, CHEVROLET, FORD, JEEP, KIA, RENAULT, PEUG.



G3510

CITROEN, CHEVROLET, FORD, JEEP, KIA, RENAULT, PEUG.



E8008

JGO. 3 ENG. 17 DIENTE. CHEVROLE, ETC.



E8009

JGO. 3 ENG. 20 DIENT. CHEVROLET, CITROEN, FIAT, PEUGEOT



E8010

JGO. 3 ENG. 16 DIENT. CHEVROLET, ETC.

HITACHI



E8007

JGO. 3 ENG. 14 DIENT. CHEV., FIAT, FORD, PEUGEOT, RENAULT



G3502

JGO. GOMAS, Med. 9.5x15x20mm. INDIEL, VW, FORD, ETC.



G3505

ARR.T. INDIEL, M74R, CHEV., FIAT, FORD, PEUGEOT, VW. ETC.

INDIEL



E8006

Jgo. 3 ENG. 12 DIENT. CHEVROLET, DEUTZ, FORD, M.BENZ, ETC.



E8012

Jgo. 3 ENG. 18 DIENT. FORD, M.BENZ, VOLKSWAGEN, ETC.



E8013

Jgo. 4 ENG. 16 DIENT. FORD, J.DEERE, M.BENZ, VW. ETC.



G3506

ARR. M100R, FIAT, FORD, CITROEN, PEUG., VW, ETC.

MOTORCRAFT-FORD



E8002

Jgo.3 ENG. 13 DIENT. CITROEN, CHEV. FIAT, VW, ETC.



E8004

Jgo. 4 ENG. 13 DIENT. FORD



E8005

Jgo. 3 ENG. 18 DIENT. FORD

VALEO



E8003

Jgo.3 ENG. 22 DIENT. CITROEN, NISSAN, PEUGEOT



E8011

Jgo.3 ENG. 19 DIENT. PEUGEOT, etc.



E8014

Jgo. 3 ENG. 19 DIENT. PEUGEOT, etc.



E8015

Jgo. 3 ENG. 15 DIENT. PEUGEOT, etc.



E8017

Jgo. 3 ENGR. 15 DIENT. , BUJE 6mm. ARRANQUE CHINO

ARGELITE



H1036
CHEVROLET, FIAT, FORD,
M.BENZ, PEUGEOT, RENAULT,
PIVOTE PLASTICO



H1044
T. ARGELITE,
RENAULT 9, 19

BOSCH



H1014
RASTROJERO, EJD



H1015
RASTROJERO, SD



H1016
RASTROJERO , 2° SERIE



H1017
CHEVROLET, DEUTZ, FIAT,
FORD, J.DEERE, M. BENZ,
SCANIA, VARIOS, JF BRASIL



H1031
CITROEN, FIAT, FORD, RENAULT,
PEUGEOT, VOLKSWAGEN, ETC.



H1035
CITROEN, FIAT, FORD, RENAULT,
PEUGEOT, VOLKSWAGEN, ETC.



H1168
CHEVROLET, FIAT, FORD, IVECO,
M. BENZ, NISSAN, PEUGEOT



H1038
FORD, VOLKSWAGEN,
PERNOS FINOS



H1048
FIAT: DUCATO



H1052
FORD 1000



H1059
VARIOS



H1060
FIAT



H1063
RENAULT SANDERO, KANGOO,
LOGAN



H1071
TOYOTA



H1072
FIAT: ARGO, MOBI, UNO



H1138
CHEVROLET, FIAT, TOYOTA



H1153
FIAT, DEUTZ, CASE, CBT,
M. BENZ, SLC, MWM, VALMET,
M.FERGUSON



H1154
FORD, VOLKSWAGEN



H1165
FORD, M, BENZ, SCANIA: 124,
VOLKSWAGEN



H1170
CASE, FORD, KENWORTH,
M. BENZ, VOLKSWAGEN

COMSTAR



H1139
RENAULT, DUSTER, LOGAN,
SANDERO, KWID

DELCO



H1033
CHEVROLET C10



H1049
JOHN DEERE, MERCEDES BENZ,
ETC.



H1167
ARR 37MT, CASE, CATERPILLAR,
FORD, GMC, M. BENZ, VW



H1164
41MT/42MT, CLARK, FIAT,
HYSTER, J, DEERE, M. BENZ



H1053
CASE, DYNAPAC, FIAT, FORD,
J.DEERE, M, BENZ , 28MT



H1054
28MT, MERCEDES BENZ



H1068
FIAT, N.HOLLAND, ETC., 29MT



H1068P
IDEM H1068 CON PIVOTE



H1169
CUMMINS, N, HOLLAND, TEREX,
VALTRA, VOLVO



H1180
CASE, CUMMINS, FORD,
SCANIA, VOLKSWAGEN, VOLVO



H1065
PEUGEOT



H1067
VARIOS



H1092
CHEVROLET CORSA



H1145
CHEVROLET: PRISMA, CELTA,
AGILE, SPIN, MONTANA, ONIX,
HYUNDAI, KIA: RIO



H1187
HYUNDAI: H-1, KIA: K2500



H1178
SERIE PG260/PMGR,
CHEVROLET: : CORSA, PRISMA,
KIA, HYUNDAI



H1093
CHEVROLET, CITOREN, FIAT,
VARIOS



H1094
VARIOS




H1095
CHERY: TIGGO 2.0















H1183
CHERY: A3 (1.6 / 1.8 / 2.0),
TIGGO, DR: DR 5

DELCO

 <p>H1098 VARIOS</p>	 <p>H1096 VARIOS</p>	 <p>H1099 VARIOS</p>	 <p>H1064 CITROEN: C4 LOUNGE, GM: ASTRA, BLAZER, OMEGA, PUGEOT: 308, 408</p>
 <p>H1174 CHEVROLET, CITTOEN, DAEWOO, HYUNDAI, KIA, A:76.3-B:26.0- C:8/9.15-D:6.0-E:42.0-F:7.3-G:6.2- H:43.7</p>	 <p>H1101 VARIOS</p>	 <p>H1100 VARIOS</p>	 <p>H1102 VARIOS</p>
 <p>H1103 VARIOS</p>	 <p>H1186 VARIOS</p>		

DENSO

 <p>H1104 LAND ROVER, HONDA</p>	 <p>H1105 CHEVROLET BMW, L.ROVER, JEEP, TOYOTA</p>	 <p>H1106 VARIOS</p>	 <p>H1107 VARIOS</p>
 <p>H1108 VARIOS</p>	 <p>H1109 VARIOS</p>	 <p>H1110 HONDA</p>	 <p>H1111 VARIOS</p>
 <p>H1112 TOYOTA</p>	 <p>H1113 FIAT, JEEP, DODGE, CHRYSLER, ETC.</p>	 <p>H1114 VARIOS</p>	 <p>H1117 LAND ROVER: DISCOVERY, R.ROVER</p>

DENSO



H1115
VARIOS



H1184
FIAT: MOBI, PALIO, UNO,
VOLKSWAGEN: GOL, UP,
VOYAGE



H1116
VARIOS



H1118
VARIOS



H1119
VARIOS



H1120
VARIOS



H1121
VARIOS



H1122
VARIOS



H1140
DODGE



H1141
TOYOTA, LAND CRUISER



H1171
CATERPILLAR, JOHN DEERE

GAREF



H1008
FIAT 128, PEUGEOT, RENAULT



H1009
FIAT 125



H1006
FIAT 600



H1007
FAIT 1500



H1012
PEUGEOT 404

HITACHI



H1032
INDIEL, CITROEN, FIAT, FORD,
RENAULT, PEUGEOT, VW



P5104
FIAT, FORD, RENAULT,
PEUGEOT, VOLKSWAGEN



H1042
INDIEL, CORSA DIESEL



H1117
FIAT: PALIO, STRADA, SIENA,
PUNTO, NISSAN

HITACHI



H1056
INDIEL, CORSA DIESEL

IME



H1005
RASTROJERO

INDIEL




H1001
RENAULT 6, RENAULT 12,
RENAULT 18



H1002
RENAULT 12TS, TORINO



H1004
CHEVROLET 400



H1004/1
CHEVROLET 400, FALCON



H1010
FORD FRONTAL



H1013
TORINO, RENAULT TS



H1019
PERKINS, DEUTZ, FIAT,
MERCEDES BENZ



H1019MB
PERKINS, DEUTZ, FIAT,
MERCEDES BENZ



H1020
RENAULT 12,18, PEUGEOT, VW,
M93 M.VIEJO



H1021
RENAULT 12/18, PEUGEOT, FIAT,
VW, FORD, PIVOTE PLASTICO -
M.NUEVO



H1037
CHEVROLET, FIAT, FORD,
M.BENZ , M93R, M100R



P5100
DUCCELIER, FIAT, RENAULT,
PEUGEOT



A3038
FIAT 125



A3039
FIAT 128,



A3061
FORD SIERRA



A1017
ARANDELA IMPULSOR JEEP
IKA, Medida: 21.4 x 32 x 1

ISKRA



H1147
ATLAS, BOBCAT, CASE, DEUTZ,
IVECO, JCB, J.DEERE,
M.FERGUSON, N.HOLLAND



H1148
CASE, DEUTZ, FIAT ALLIS,
IVECO, N. HOLLAND, VALTRA,
VOLVO, ZETOR



H1149
ATLAS, BOBCAT, COMPAC,
JOHN DEERE, SULLAIR,
WILLMAR



H1159
CITROEN, IVECO, J.DEERE,
GENIE, HOLDER, KHD,
PEUGEOT, RENAULT, VOLVO

JAHEM



H1076
JAC: J3 1.4, J2 1.4



H1097
CHERY



H1081
KIA: PICANTO, RIO

M. MARELLI



H1034
FIAT: PALIO, SIENA



H1050
FIAT: DUCATO



H1057
FIAT UNO



H1058
FIAT

MITSUBISHI



H1166
AGRIFUL, N. HOLLAND, SIMIT,
FIAT ALLIS, IVECO, RENAULT



H1041
PEUGEOT 405 TD



H1162
BOCAT, CHEVROLET, FORD,
MITSUBISHI, VOLVO



H1144
FIAT: TORO, JEEP: COMPASS 2.4



H1073
VARIOS



H1074
VARIOS



H1075
CHEVROLET, CRUZE, TRACKER



H1076
VARIOS



H1079
CHEVROLET, CAPTIVA,
CAMARO, EQUINOX, FORD



H1080
VARIOS



H1081
JHAEM, KIA: PICANTO, RIO



H1082
VARIOS

MITSUBISHI

 <p>H1083 VARIOS</p>	 <p>H1084 VARIOS</p>	 <p>H1085 VARIOS</p>	 <p>H1086 VARIOS</p>
 <p>H1086 VARIOS</p>	 <p>H1088 VARIOS</p>	 <p>H1089 FORD: RANGER, HYUNDAI, KIA, MITSUBISHI, HYUNDAI, KIA</p>	 <p>H1090 VARIOS</p>
 <p>H1156 MITSUBISHI: ASX 1.8/2.4, LANCER, 1.8/2.4, OUTLANDER 1.8/2.4</p>	 <p>H1091 MITSUBISHI, PAJERO, PEUGEOT, 405</p>	 <p>H1163 RENAULT: CAPTUR, SENIC, CLIO, FLUENCE, MEGANE, DACIA, NISSA</p>	 <p>H1123 VARIOS</p>
 <p>H1124 VARIOS</p>	 <p>H1125 FIAT, SUBARU, SUZUKI</p>	 <p>H1142 IVECO, CATERPILLAR, J.DEERE, MAN, MAZDA, MITSUBISHI, N.HOLLAND, RENAULT, VOLVO</p>	 <p>H1181 MERCEDES BENZ, VOLVO</p>
 <p>H1182 CITROEN, MITSUBISHI, PEUGEOT, RENAULT: MASTER</p>			
<h2>MOTORCRAFT-FORD</h2>			
 <p>H1043 FORD, FORD KA, ESCORT, FIESTA, RANGER, COURIER, TRANSIT</p>	 <p>H1126 FORD, ETC.</p>	 <p>H1127 FORD, FORD, FOCUS</p>	

NASHVILLE



H1018
MERCEDES BENZ, PERKINS



H1018N
MERCEDES BENZ, PERKINS,
(MODELO NUEVO)

NIPPONDENSO



H1040
VARIOS



H1046
TOYOTA, ISUZU



H1047
TOYOTA, ISUZU, ETC



H1055
AUTOELEVADOR

PARIS RHONE



H1023
PEUGEOT

ROHER



H1011
RASTROJERO, INDENOR

TAMATEL



H1026
PEUGEOT

WAPSA-BOSCH



P5103
RENAULT, PEUGEOT



H1030
GOL, SENDA DIESEL, PASSAT,
ESCORT



H1051
PERKINS

TRIA



H1003
DODGE 1500



H1024
DODGE 1500, CHAPA



H1061
DODGE 1500, CHAPA



H1062
DODGE POLARA, CHAPA

VALEO



A3013
DODGE 1500, JUEGO TRABAS
PARA IMPULSOR



H1022
RENAULT 19







H1025
PEUGEOT 405



H1039
KANGOO, MEGANE, CLIO

VALEO

 H1045 RENAULT TRAFIC DIESEL	 H1129 ARRANQUE D7E2	 H1066 AUDI, FIAT, FORD, PORSCHE, SUZUKI, PEUGEOT, VOLKSWAGEN	 H1078 ARRANQUE D7R4
 H1143 RENAULT, CLIO, KANGOO, LOGAN, FORD, FIESTA	 H1179 FORD, PEUGEOT, RENAULT	 H1061 VOLKSWAGEN: AMAROK 3.0 V6	 H1052 FORD: F-150 V6 3.3L 3343CC 204CID (2018-2019)
 H1160 FORD: FOCUS 3Cii FIESTA, FIESTA, BMW: 320 2.0 i	 H1069 VARIOS	 H1070 ARRANQUE D7GS2	 H1077 ARRANQUE D7R3
 H1130 AUDI, VOLSKWAGEN, ETC.	 H1132 AUDI, VOLKSWAGEN	 H1133 ARRANQUE D6G3	 H1137 VARIOS
 H1135 ARRANQUE TS-1	 H1172 FORD, HYUNDAI, KIA, NISSAN, RENAULT	 H1134 ARRANQUE TS-2	 H1136 FORD: ECOSPORT, ARRANQUE D7G1
 H1146 FORD, KA, RENAULT: DUSTER, OROCH	 H1157 DACIA, HYUNDAI, KIA, RENAULT	 H1158 CITROEN: C3 / C4, FORD: FIESTA, KA, ECOSPORT, PEUGEOT: 207 / 208	 H1188 HYUNDAI: CRETA, ELANTRA, KONA, SONATA, TUCSON, KIA: SELTOS, SPORTAGE

BOSCH

 <p>P6004 FIAT, FORD, IVECO, M.BENZ, VW, 12v. AN115</p>	 <p>P6112 FIAT, RENAULT</p>	 <p>P6151 RASTROJERO, A: 6.0 - C: 45.0</p>	 <p>P6152 RASTROJERO, EJD</p>
 <p>P6153 RASTROJERO, SEGUNDA SERIE</p>	 <p>P6127 FORD: MOTOR MWM, A: 34.0 - B: 24.0</p>	 <p>P6128 FIAT: PALIO, A: 25.0 - B: 23.0</p>	 <p>P6129 FIAT, FORD, RENAULT, PEUGEOT, VW, ETC.</p>
 <p>P6130 FIAT, A: 32.5 - B: 23.0</p>	 <p>P6141 FIAT, FORD, RENAULT, PEUGEOT, VW, ETC., A: 29.5 - B: 23.0</p>	 <p>P6149 FIAT, FORD, RENAULT, PEUGEOT, VW, ETC., A: 24.5 - B: 23.0</p>	 <p>P6142 FIAT, FORD, RENAULT, PEUGEOT, VW, ETC., A: 28.5 - B: 23.0</p>
 <p>P6143 FIAT, FORD, RENAULT, PEUGEOT, VW, ETC., A: 31.0 - B: 23.0</p>	 <p>P6144 FIAT, FORD, RENAULT, PEUGEOT, VW, ETC., A: 23.8 - B: 23.0</p>	 <p>P6168 CHEVROLET, FIAT, TOYOTA, A: 24.5 - B: 23.0</p>	 <p>P6154 TRIA, DODGE: 1500, POLARA, A: 24.5 - B: 23.0</p>
<h2>DELCO</h2>			
 <p>P6120 MERCEDES BENZ, CUMMINS, FIAT, ETC., TIPO: 28MT</p>	 <p>P6145 CHEVROLET, VARIOS, A: 30.0 - B: 21.5</p>	 <p>P6146 HONDA, TOYOTA, DAIHATSU, ETC., A: 22.6 - B: 27.5</p>	 <p>P6147 HONDA, TOYOTA, DAIHATSU, ETC., A: 39.0 - B: 25.0</p>
<h2>GAREF</h2>			
 <p>P6148 HONDA, TOYOTA, DAIHATSU, ETC., A: 25.8 - B: 22.0</p>		 <p>P6106 T. GAREF, FIAT: 128, PEUGEOT, DODGE, ETC.</p>	 <p>P6109 T. GAREF, FIAT: 600 (TODOS)</p>

HITACHI



P6131
CHEVROLET, FIAT, RENAULT,
FORD, PEUGEOT, ETC.



P6134
CHEVROLET, FIAT, RENAULT,
FORD, PEUGEOT, ETC., AZUL



P6135
CHEVROLET, FIAT, RENAULT,
FORD, PEUGEOT, ETC.



P6137
CHEVROLET, FIAT, RENAULT,
FORD, PEUGEOT, ETC.

IME



P6138
ISUZU



P6150
RASTROJERO, Med. M.5x56mm.

INDIEL



P6108
FORD: FALCON, CHEVROLET,
(EXCENTRICO)



P6019
FIAT, FORD, IVECO, M.BENZ,
VW, 12v. AN115



P6019MB
FIAT, FORD, IVECO, M.BENZ,
VW, 12v. AN115



P6104
FORD: TAUNUS, ETC.,
TIPO: M100-FRONTAL



P6110
RENAULT: 4, 6, 12, 18, PEUGEOT



P6125
CHEVROLET, FIAT, RENAULT,
FORD, PEUGEOT, ETC., TIPO:
M93-FRONTAL CON PERNO



P6126
CHEVROLET, FIAT, RENAULT,
FORD, PEUGEOT, ETC.,
TIPO: M93-FRONTAL CHICO-
MODELO NUEVO



P6132
FORD MAXION, NATURAL



P6133
FORD MAXION, AMARILLO



P6575
RENAULT, TIPO: An115



P6576
RENAULT, PEUGEOT, FORD,
(RANITA)

M. MARELLI



P6136
FIAT: PALIO, SIENA

MITSUBISHI



P6167
RENAULT, LADA, LARGO 30.6x22
AGUJERO 6.2, A: 33.2 - B: 24.5

ROHER

TAMATEL



P6119
RASTROJERO



P6105
PEUGEOT

VALEO



P6107
PEUGEOT, RENAULT



P6166
PEUGEOT, VOLSKWAGEN, ETC.,
LARGO, 21.8mm.x23.2mm.



P6139
PEUGEOT, VOLSKWAGEN, ETC.,
A: 45.2 - B: 33.0



P6140
PEUGEOT, VOLSKWAGEN, ETC.,
A: 37.2 - B: 21.7



P6156
AUDI, VOLSKWAGEN, ETC.,
A: 22.0 - B: 26.0



P6158
AUDI, VOLSKWAGEN, ETC.,
A: 21.5 - B: 26.0



P6165
VOLSKWAGEN, ETC.,
A: 22.8 - B: 26.0



P6159
VW: FOX, GOLF, SURAN,
A: 23.0 - B: 26.0



P6160
PEUGEOT, VOLSKWAGEN, ETC.,
A: 18.2 - B: 26.2



P6161
PEUGEOT, VOLSKWAGEN, ETC.,
A: 22.0 - B: 32.0



P6162
PEUGEOT, VOLSKWAGEN, ETC.,
A: 22.0 - B: 32.0



P6163
PEUGEOT, VOLSKWAGEN, ETC.,
A: 23.0 - B: 63.5



P6164
PEUGEOT, VOLSKWAGEN, ETC.,
A: 23.2 - B: 21.8

WAPSA



P6111
T. WAPSA, VW: GOL, SAVEIRO,
SENDA DIESEL

BOSCH



F1006
FRENO, F, DEUTZ, J.DEERE,
FIAT, FORD, IVECO, M.BENZ, VW,
SCANIA, ETC.



F1149
10 ARANDELAS MICARTA
20x35x1.25, DEUTZ, FIAT,
IVECO, M.BENZ, VW, ETC.



F1149F
10 ARANDELAS FIBRA 35x20x1
FRENO, DEUTZ, FIAT, IVECO,
M.BENZ, VW, ETC.



F1150
20 ARAND. HIERRO 20x39x1 EJD,
MERCEDES BENZ,



A3080
10 ARANDELAS FRENO, JF,
DEUTZ, FIAT, IVECO, M.BENZ,
VW, SCANIA, ETC.



A3081
JGO ARANDELAS FRENO FIAT,
DEUTZ, J.DEERE, FORD, M.BENZ,
VW, SCANIA, ETC.



F1148
FRENO, BRASIL EJD,
RASTROJERO



F1159
ARAND.Med. 14x24x3.9, TOPE
LADO COLECTOR RASTROJERO

DELCO



S3010
TRABA DE INDUCIDO, JF, DEUTZ,
J.DEERE, FIAT, FORD, IVECO,
M.BENZ, VW, SCANIA, ETC.



S3011
TRABA DE INDUCIDO, CHINO,
CITROEN, FIAT, FORD, RENAULT,
PEUGEOT, VW, ETC.



S3012
TRABA DE INDUCIDO, MEDIANO,
CITROEN, FIAT, FORD, RENAULT,
PEUGEOT, VW, ETC.



S3015
TRABA DE INDUCIDO, , FIAT,
SCANIA, ETC.

GAREF



F1015
ARANDELA FRENO FIAT 1500,
FIAT 1600



F1018
ARANDELA CONICA, FIAT 1500

HITACHI



S3079
TRABA DE INDUCIDO, M74R,
CITROEN, FIAT, FORD, RENAULT,
PEUGEOT, VOLKSWAGEN, ETC.



S3088
TRABA INDUCIDO, , CITROEN,
FIAT, FORD, RENAULT,
PEUGEOT, VOLKSWAGEN, ETC.

INDIEL



F1072
FRENO, RENAULT, PEUGEOT,
FIAT



F1073
FRENO, CITROEN



F1014
FRENO, ARANDELA,
BAQUELITA, RENAULT, PEUGEOT



F1075
FRENO, ARR.FRONTAL MEDIANO,
CITROEN, FIAT, FORD, RENAULT,
PEUGEOT, VW, ETC.



F1076
FRENO, FRONTAL CHICO-MODELO
NUEVO, CITROEN, FIAT, FORD,
RENAULT, PEUGEOT, VW, ETC.



F1077
FRENO, GIRO IZQUIERDO, ESCORT



F1053
10 ARAND. HIERRO ARR. M93,
CITROEN, FIAT, FORD, RENAULT,
PEUGEOT, VW, ETC.



F1078
10 TOR. ROZCA IZQUIERDA,
CITROEN, FIAT, FORD,
RENAULT, PEUGEOT, VW, ETC.

INDIEL



F1249
10 TORNILLOS, RENAULT,
PEUGEOT



A7020
JGO. ARANDELAS FRENO,
NYLON Y HIERRO, AN115 TODOS,
26.0 x 36.0 x 0.5-1.0



A7020P
30 ARANDELAS PLASTICAS
FRENO ARR. AN115
26.0 x 36.0 x 1.0



A1037
20 ARANDELAS HIERRO FRENO
ARR. AN115 TODOS, 26.0x35.0x1.0

TAMATEL



F1074
FRENO, , REANULT, PEUGEOT

TRIA



S3007
10 SEGURO SEGGER, POLARA,
DODGE, ETC. EJE 12mm.



S3008
1 SEGURO SEGGER, POLARA,
DODGE, ETC. EJE 12mm.



S3009
5 TRABA DE INDUCIDO,
SEGUROS TIPO "U", POLARA,
DODGE, ETC.

VALEO



S3014
TRABA DE INDUCIDO, TAPA Y
TRABA DE INDUCIDO TIPO
BOSCH CHICO, CITROEN, FIAT,
FORD, PEUGEOT, VW, ETC.

 <p>I1064 GIRO IZQUIERDO, 10 dientes, Ø40mm. - LARGO 95.0mm., JOHN DEERE 445 GIRO IZQUIERDO</p>	 <p>I1471 GIRO IZQUIERDO 9 dientes, Ø35mm. - LARGO 95.0mm., FIAT U25</p>	 <p>I1472 9 dientes, Medida: Ø35mm. - LARGO 80.0mm., FIAT 411</p>	 <p>I1782R REFORZADO 12 dientes, Ø43mm. - LARGO 95.0mm., FIAT 780</p>
 <p>I1027 9 dientes, Medida: Ø29mm. - LARGO 82.0mm., AUTOLEVADOR MOTOR CONTINENTAL REFORMAS</p>	 <p>I1027JE 9 dientes, Medida: Ø29mm. - LARGO 80.0mm., JEEP, ESTANCIERA MOTOR CONTINENTAL</p>	 <p>I1045 10 dientes, Medida: Ø36mm. - LARGO 95.0mm., TRACTOR RUSLAN, BELARUZ</p>	 <p>I1167 9 dientes, Medida: Ø34.5mm. - LARGO 80.0mm., FORD MOTOR MWM</p>
 <p>I1055 9 dientes, Medida: Ø35.5mm. - LARGO 80.0mm., 3STAR, JUEJIN, LYDON, SANXING, NISSAN ED30-33, MITSUBISHI, FIAT 450, KOMATSU, NEW HOLLAND, AGRICULTOR, NISSAN DIESEL MOTOR 2.3 MODELO 92</p>	 <p>I1050 11 dientes, Medida: Ø35mm. - LARGO 80.0mm., MITSUBISHI, FIAT411</p>	 <p>I1051/8 8 dientes, Medida: Ø28mm. - LARGO 68.0mm., MITSUBISHI: CANTER, NISSAN</p>	 <p>I1047R REFORZADO 11 dientes, Ø40.8mm. LARGO 95.0mm., FIAT, DAEWOO, JOHN DEERE, ZETOR, HANOMAG, SCANIA, VARIOS</p>
 <p>I1060R REFORZADO 12 dientes, Ø46mm. - LARGO 95.0mm., MERCEDES BENZ, SUPERTORQUE, MAQUINAS VIALES</p>	 <p>I1166 10 dientes, Medida: Ø32mm. - LARGO 91.0mm., FORD 7000 MOTOR CUMMINS 4BT-6BTA/A</p>	 <p>I1469R REFORZADO 9 dientes, Ø34.5mm. LARGO 148.0mm., FIAT SOMECA, FIAT400, FIAT 500, DEUTZ A40, DEUTZ 50, DEUTZ 55, MERCEDES BENZ</p>	 <p>I1469/10 10 dientes, Medida: Ø40.8mm.- LARGO 148.0mm., DEUTZ A40, DEUTZ 50, DEUTZ 55, FIAT400, FIAT 500, MERCEDES BENZ</p>
 <p>I1469/11 11 dientes, Medida: Ø40.8mm. - LARGO 148.0mm., DEUTZ 50</p>	 <p>I1469I 10 dientes, GIRO IZQUIERDO, Medida: Ø38.5mm. - LARGO 148.0mm., FIAT650, 700</p>	 <p>I1049 11 dientes, Medida: Ø39.5mm. - LARGO 80.0mm., TRACTOR RUSLAN, BELARUZ</p>	 <p>I1027/5 9 dientes, Medida: Ø24.5mm. - LARGO 80.0mm., DODGE 100/200 MOTOR VALINAT</p>
 <p>I1780 12 DIENTES HELICOIDAL Ø58.5mm. - LARGO 95.0mm. FIAT 780</p>	 <p>I1780R 17 DIENTES RECTOS, Ø57.5mm. - LARGO 95.0mm., FIAT 780</p>	 <p>I2313 11 dientes, Medida: Ø39.5mm. - LARGO 82.0mm., PALA CARGADORA FRONTAL MICHIGAN 45</p>	 <p>I1057 9 dientes, Medida: Ø34.5mm. - LARGO 95.0mm., TOYOTA</p>



I1106/2
9 dientes, Medida: Ø29mm. - LARGO 80.0mm., RASTROJERO, PEUGEOT CON MOTOR INDENOR



I1386
9 dientes, Medida: Ø34.5mm. - LARGO 91.0mm., SCANIA 220, MOT. P93-P94 Z9



I1058
11 dientes, Medida: Ø40mm. - LARGO 95.0mm., TOYOTA



I1059
11 dientes, Medida: Ø39.5mm. - LARGO 80.0mm., NISSAN 4 CIL.

TRABA Y RESORTE PARA IMPULSOR



A3086
TRABA BARRILITO, Arr. VARIOS, MOTOR CONTINENTAL, JEEP, ESTANCIERA, ETC.



R3200
RESORTE BARRILITO, Arr. VARIOS, MOTOR CONTINENTAL, JEEP, ESTANCIERA, ETC.



R3205
RESORTE BARRILITO, Arr. T. LUCAS, INDIEL, MOTOR TORNADO, TORINO, VALINAT, ETC.



R3206
RESORTE BARRILITO, Arr. T. LUCAS, INDIEL, MOTOR CONTINENTAL, JEEP, ESTANCIERA, ETC.

CHAVETAS



C2061
100 CHAVETAS PARTIDAS SURTIDAS, 3.0x35.0 / 2.0x25.0 / 2.0x20.0 / 1.5x20.0



C2091 - C2092
1 CHAVETA 4 x 5.2 x 12.8 T. BOSCH, FKB, FIAT, FORD, IVECO, M.BENZ, VW, ETC.



C2093
1 CHAVETA 6 x 4 x 32 T. BOSCH, FKB, DEUTZ, FIAT, IVECO, M.BENZ, VW, SCANIA, ETC.



C2094 - C2095
1 CHAVETA 5.2x6.5x15.7, T. BOSCH, BNG, DEUTZ, FIAT, FORD, M.BENZ, VW, ETC.



E1067
1 JGO ESPINAS ELST. T. INDEL, LUCAS, TORNADO, VALIANT, TORINO, ESTANCIERA, JEEP,



E1068
10 ESPIANAS ELASTICAS T. DUCELLIER, INDIELRENAULT, PEUGEOT, ETC.



E1070
T. INDIEL, FORD F100

TOPE DE IMPULSOR



S2123
Arr. T. INDIEL, TOPE DE INDUCIDO, CHEVROLET, FIAT, FORD, RENAULT, PEUGEOT, VW



S2128
Arr. T. INDIEL, Arr. M93R, TOPE DE INDUCIDO, CHEVROLET, FIAT, FORD, RENAULT, PEUGEOT, VW



S2129
T. INDIEL, M100R, TOPE DE INDUCIDO, DEUTZ, FIAT, FORD, IVECO, M.BENZ, VW, ETC.



S2125
Arr. T. GAREF, TOPE DE IMPULSOR FINO, FIAT, PEUGEOT, ETC.



S2125G
Arr. T. GAREF, TOPE DE IMPULSOR GRUESO, FIAT, PEUGEOT, ETC.

ARGELITE



CS1030
T. ARGELITE, RENAULT 9

BOSCH



CS1018
TAPA DE MICARTA, RASTROJERO



CS1057
MERCEDES BENZ: SUPER
TORQUE. SCANIA



CS1068
FIAT, FORD, RENAULT, PEUGEOT,
VOLKSWAGEN, C/ IGNICION-
C/ TERMINAL



CS1069
FIAT, FORD, RENAULT, PEUGEOT,
VOLKSWAGEN, C/ ENCHUFE



CS1087
FIAT, FORD, RENAULT, PEUGEOT,
VOLKSWAGEN, C/ ENCHUFE



CS1087/1
FIAT, FORD, RENAULT, PEUGEOT,
VOLKSWAGEN, C/ ENCHUFE

DELCO



CS1001/1
CHEVROLET: PICK UP APACHE



CS1065
CHEVROLET, ETC.



CS1085/1
28MT, DEUTZ, J. DEERE, FIAT,
FORD, IVECO, M. BENZ, VW,
SCANIA

GAREF



CS1006
FIAT 600



CS1006/1
FIAT 600, C/ OJAL, PEUGEOT, ETC



CS1007
FIAT 1500, PEUGEOT, ETC

HITACHI



CS1078/1
FIAT, FORD, RENAULT, PEUGEOT,
VOLKSWAGEN, CON ENCHUFE



CS1079/1
AFIAT, FORD, RENAULT,
PEUGEOT, VOLKSWAGEN



CS1004
DAIHATSU



CS1004/1
DAIHATSU

INDIEL



CS1002/1
DUNA, SAVEIRO, BWM



CS1003
ARR. M93, FORD MWM



CS1003/1
FORD DIESEL



CS1008
RENAULT TS, GOL DIESEL



CS1008/1
RENAULT TS 1400CC



Cs1009
TAUNUS FRONTAL



CS1009/1
TAUNUS



CS1011
ARR.M93, SIERRA, RENAULT,
VOLKSWAGEN, FIAT, PEUGEOT



CS1011/1
FIAT, RENAULT, PEUGEOT,
ARRANQUE FRONTAL CHICO



CS1011F
FORD ESCORT C/IGNICION



CS1011G
GOL, SAVEIRO S/ IGNICION



CS1011VW
GOL, GACEL



CS1022/1
AN 115 24v. TODOS (TAPA DE
PICADILLO)



CS1022B/1
AN 115 24v. TODOS (TAPA DE
BAQUELITA)



CS1023
AN 115 12v. TODOS ARMADA
CS1023/1
AN 115 12v. TODOS (TAPA SOLA)



CS1024
CHEVROLET, FORD



CS1034
AN 115 24v. TODOS REFORZADA
TAPA DE PICADILLO



CS1034B
AN 115 24v. TODOS TAPA
DE BAQUELITA



CS1044
RENAULT, PEUGEOT,
VOLKSWAGEN



CS1084/1
FIAT, FORD, RENAULT, PEUGEOT,
VOLKSWAGEN, C/ ENCHUFE

M. MARELLI

MOTORCRAFT-FORD



CS1029
FIAT, CHEVROLET, FORD



CS1005
FORD



CS1005/1
FORD

NASHVILLE



CS1045
MERCEDES BENZ (BAQUELITA)



CS1017
DODGE, VOLKSWAGEN

TRIA



CS1017/1
DODGE, VOLKSWAGEN



CS1019
DODGE, VOLKSWAGEN,
DODGE 1500

VALEO



CS1035
RENAULT, PEUGEOT

WAPSA - BOSCH



CS1047
MOTOR MWM, VOLKSWAGEN:
SEDA

REPARACION SOLENOIDE



C3070
Arr. T. GAREF, FIAT 600, FIAT 128,
FIAT 1500, FIAT 1600, FIAT UNO,
FIAT DUNA, ETC.



C3006
Arr. T. INDIEL, AN115 12v.



C3007
Arr. T. INDIEL, AN115 24v.



C3071
Arr. T. INDIEL, RENAULT



C3072
Arr. T. INDIEL, TAUNUS



C3073
Arr. T. INDIEL, RASTROJERO



C3080
Arr. T. INDIEL, RENAULT 11



C3074
Arr. T. TAMATEL

CONTACTO SOLENOIDE



C3095 Agujero: 8mm.
Arr. T. NIPPONDENSO, 2,4, 4KW,
Med. 16x16-AGUJERO 8mm.




C3096 Agujero: 12mm.
Arr. T. NIPPONDENSO, 2,5, 4KW,
Med. 20x20-AGUJERO 12mm.



C3097 Agujero: 10mm.
Arr. T. NIPPONDENSO, 1/1, 2/2, 2,5,
4KW, Med. 30x20-AGUJERO 10mm.



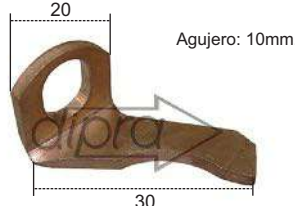
C3098 Agujero: 8mm.
Arr. T. NIPPONDENSO, 1, 1,2KW,
Med. 16x22-AGUJERO 8mm.



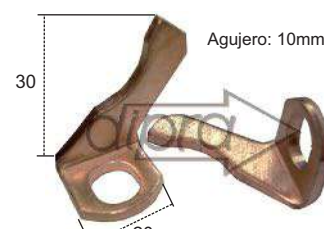
C3099 Agujero: 8mm.
Arr. T. NIPPONDENSO, 2,4, 4KW,
Med. 16x22-AGUJERO 8mm.



C3100 Agujero: 10mm.
Arr. T. NIPPONDENSO,
Med. 20x45-AGUJERO 10mm.



C3101 Agujero: 10mm.
Arr. T. NIPPONDENSO, 2,5, 4KW,
Med. 20x30-AGUJERO 10mm.



C3102 Agujero: 10mm.
Arr. T. NIPPONDENSO, 2,5KW,
Med. 30x20-AGUJERO 10mm.

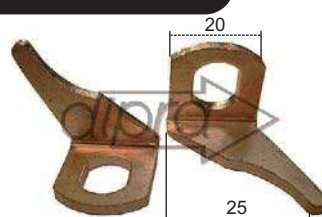
CONTACTO SOLENOIDE



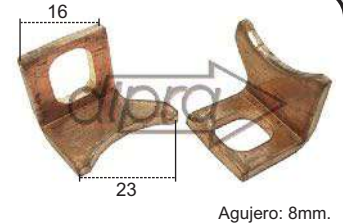
C3104
Arr. T. NIPPONDENSO, 1,2, 1,4KW,
Med. 22x16-AGUJERO 8mm.



C3105
Arr. T. NIPPONDENSO, 1,1, 1,2KW,
Med. 16x23-AGUJERO 10mm.



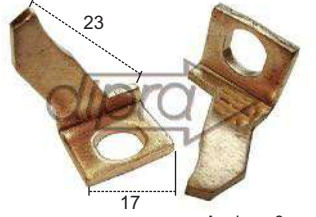
C3106
Arr. T. NIPPONDENSO, 1,2, 1,4KW,
Med. 20x25-AGUJERO 10mm.



C3107
Arr. T. NIPPONDENSO, 2,5, 4KW,
Med. 16x23-AGUJERO 8mm.



C3108
Arr. T. NIPPONDENSO, 1,0KW,
Med. 17x23-AGUJERO 8mm.



C3109
Arr. T. NIPPONDENSO, 1,2KW,
Med. 23x17-AGUJERO 8mm.

PUENTE DE COBRE SOLENOIDE



14 x 33 x 2mm.

C9115
T. GAREF, Med. 14x33x2mm., FIAT



14 x 33 x 2mm.

C9114
T. INDIEL, Med. 14x33x2mm.,
RENAULT, PEUGEOT



15,5 x 43 x 2,5mm.

C9116
T. INDIEL, AN 24v.,
Med. 15,5x43x2,5mm.



14,5 x 37 x 2mm.

C9117
T. INDIEL, Med. 14,5x37x2mm.,
FORD TAUNUS FRONTAL

PISTON DE SOLENOIDE




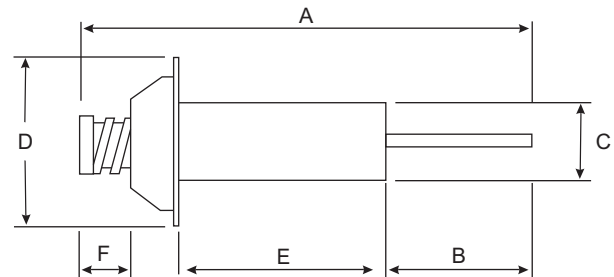
15,5 x 43 x 2mm.

C9118
T. INDIEL, AN 115 12v.,
Med. 15,5x43x2mm.




14 x 37 x 2mm.

C9120
T. INDIEL, FRONTAL MODELO
NUEVO, Med. 14x37x2mm.




C3011
T. TRIA, DODGE 1500, POLARA



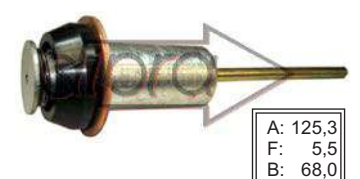
A: 96,0
F: 8,4
B: 36,5
D: 36,8
C: 20,6
E: 37,0

P8130
T. NIPPONDENSO TOYOTA,
CHEVROLET: LUV, MAZDA




A: 96,6
F: 5,5
B: 39,2
D: 35,0
C: 20,6
E: 37,5

P8131
T. NIPPONDENSO ISUZU,
TOYOTA: CELICA



A: 125,3
F: 5,5
B: 68,0
D: 35,0
C: 20,6
E: 37,5

P8131L
T. NIPPONDENSO ISUZU,
TOYOTA



A: 124,6
F: 7,7
B: 64,6
D: 36,8
C: 20,6
E: 37,0

P8132
T. NIPPONDENSO ISUZU,
TOYOTA




A: 119,4
F: 20,0
B: 41,0
D: 39,7
C: 20,6
E: 44,0

P8133
T. NIPPONDENSO ISUZU,
TOYOTA



A: 116,2
F: 20,0
B: 40,0
D: 40,2
C: 20,6
E: 42,5

P8135
T. NIPPONDENSO ISUZU,
TOYOTA



A: 119,4
F: 20,0
B: 43,0
D: 39,7
C: 20,6
E: 41,0

P8230
T. NIPPONDENSO CHEVROLET:
LUV, NISSAN, TOYOTA, ISUZU

REGISTRO SOLENOIDE



R2113
T. IME, PEUGEOT, RASTROJERO



R2114
T. INDIEL, CITROEN, FIAT, FORD, RENAULT, PEUGEOT, VW, ETC.



R2115
AT. INDIEL, FORD



R2116
T. INDIEL, CITROEN, FIAT, FORD, RENAULT, PEUGEOT, VW, ETC.

REGISTRO SOLENOIDE



R2164
T. INDIEL, CITROEN, FIAT, FORD, RENAULT, PEUGEOT, VW, ETC.



T2151
T. INDIEL, PEUGEOT, RENAULT



B5646
T. DIPRA, P/ CUBREIMPULSOR 101016, 101044, 101430, 101469, Z9 C/PESTAÑA, Med. 34.50x44x42mm.



B5647
T. DIPRA, P/ CUBREIMPULSOR 101469/10, Z10 Y Z11, Med. 40x44.06x30mm.

BUJE

BUJE



B5905
T. DIPRA, P/ CUBREIMPULSOR 101470, Z9, Med. 35x39.10x41.3mm.



B6100
T. INDIEL, FIAT DUNA, PALIO, SIENA-MOTOR 1.4, 1.6-RENAULT TRAFIC, RENAULT 18 1400CC, Med. 11x8.5x11mm.

BUJE CENTRADOR




B6101
T. BOSCH, FIAT, RANAULT, VW, Med. 12x9x11



B6102
T. VALEO, INDIEL, RENAULT18, RENAULT 19, KANGOO, TRAFIC, Med. 12x9x11


TORNILLOS PASANTES ARRANQUE




T2003
Arr. T. BOSCH, M.BENZ, FIAT, DEUTZ, SCANIA, VOLVO, ETC., Med. M.6x212mm.




T2004
Arr. T. BOSCH, M.BENZ, FIAT, DEUTZ, SCANIA, VOLVO, ETC., FKB, Med. M.6x246mm.-M.6x196mm.



T2031
Arr. T. BOSCH, M.BENZ, FIAT, DEUTZ, SCANIA, VOLVO, ETC., Med. M.6x168mm.-CABEZA HEXAGONAL



T2032
Arr. T. BOSCH, M.BENZ, FIAT, DEUTZ, SCANIA, VOLVO, ETC., BNG-DOBRE ROSCA, Med. M.6x180mm.



T2123
Arr. T. BOSCH, RASTROJERO (MOTOR INDENOR Y BORGWARD), Med. M.6x168mm.-CABEZA HEXAGONAL



T2203
Arr. T. BOSCH, INDIEL, HITACHI, M.BENZ, FIAT, DEUTZ, SCANIA, VOLVO, ETC., M74, Med. M.5x125mm.-CABEZA HEXAGONAL



T2206

Arr. T. BOSCH, INDIEL, CITROEN, FIAT, PEUGEOT, RENAULT, VW, ETC., Med. M.5x125mm.-CABEZA HEXAGONAL



T2207

Arr. T. BOSCH, CITROEN, FIAT, PEUGEOT, RENAULT, VW, ETC., DOBLE ROSCA, Med. M.5x160mm.



T2211

Arr. T. BOSCH, CITROEN, FIAT, PEUGEOT, RENAULT, VW, ETC., Med. M.5x160mm.-CABEZA HEXAGONAL



T2223

Arr. T. BOSCH, CITROEN, FIAT, PEUGEOT, RENAULT, VW, ETC., CABEZA HEXAGONAL-CON ARANDELAS, Med. M.5x116mm.-



T2218

Arr. T. DELCO, NIPPONDENSO, M.BENZ, FIAT, DEUTZ, SCANIA, VOLVO, ETC., MT28, Med. M.6x185mm.




T2221

Arr. T. DELCO, M.BENZ, FIAT, DEUTZ, SCANIA, VOLVO, ETC., 29MT, Med. M.6x154mm.



T2189

Arr. T. GAREF, FIAT 128, DUNA, UNO, PEUGEOT, DODGE 1500, Med. M.5x188mm.-CABEZA MARTILLO



T2188

Arr. T. GAREF, FIAT 1500, 1600, Med. M.6x193mm.-CABEZA MARTILLO



T2190

Arr. T. GAREF, FIAT 1600, Med. M.6x166mm.-CABEZA MARTILLO



T2191

Arr. T. GAREF, FIAT 125, DOBLE ROSCA, Med. M.6x158mm.



T2194

Arr. T. GAREF, INDIEL, DUCELLIER, FIAT 600, RENAULT, PEUGEOT, Med. M.5x153mm.



T2150

Arr. T. INDIEL, 10 TORNILLOS TAPA INTERMEDIA .IKA, FORD Arr. T.INDIEL , IKA, FORD, Med. 10/32x12.7




T2192

Arr. T. INDIEL, GAREF, IKA, FORD, CHEVROLET, Med. W1/4x160mm.




T2017

Arr. T. INDIEL, PERKINS, PEUGEOT, FIAT, DIESEL LIGERO, RASTROJERO, Med. W5/16x185mm.



T2018

Arr. T. INDIEL, FIAT, DEUTZ, M.FERGUSON, J.DEERE, M.BENZ, PEUGEOT, SCANIA, ETC., Med. W5/16x222mm.



T2206

Arr. T. INDIEL, BOSCH, CITROEN, FIAT, PEUGEOT, RENAULT, VW, ETC., ARR.T.INDIEL M93 Med. M.5x125mm.-CABEZA HEXAGONAL



T2199

Arr. T. INDIEL, PEUGEOT, VW, FIAT, FORD, M93, Med. M.5x142mm.



T2200

Arr. T. INDIEL, RENAULT 11, 19, M93, Med. M.5x166mm.



T2217

Arr. T. INDIEL, CHEVROLET, CITROEN, FIAT, FORD, PEUGEOT, VW, ETC., M93-CON REDUCCION, Med. M.6x140mm.




T2219

Arr. T. INDIEL, M.BENZ, FIAT, DEUTZ, SCANIA, VOLVO, ETC., M100R, Med. M.6x145mm.




T2196

Arr. T. INDIEL, RENAULT 4, 6, 12, 18, PEUGEOT 504, 405, FIAT, Med. M.7x150mm.



T2197

Arr. T. INDIEL, TORINO, M100, Med. M.7x170mm.



T2198

Arr. T. INDIEL, FORD FALCON, F100, FIAT 125, M100, Med. M.7x150mm.



T2222

Arr. T. MOTORCRAFT, FORD, FORD COURRIER, ETC., Esparrago M.6 un extremo con hexagono y M.5x160



T2006
Arr. T. TRIA, DODGE, Med. 1/4x124mm.



T2215
Arr. T. WAPSA, BOSCH, GOL DIESEL, SENDA DIESEL, SAVEIRO DIESEL, Med. M.6x56mm.



T2212
Arr. T. TRIA, DODGE, Med. 1/4x124mm.

TORNILLOS SUJETA SOLENOIDE



T3110
Arr. T. BOSCH, M.BENZ, DEUTS, PERKINS, FIAT, JF, Med. M.5x40mm.



T3205
Arr. T. BOSCH, RENAULT, FORD, FIAT, VW, CHEVROLET M.5x33mm., Med. M.5x33mm.



T3173
Arr. T. BOSCH, RENAULT, FORD, FIAT, VW, CHEVROLET M.5x33mm., Med. M.5x33mm.



T3174
Arr. T. DELCO, CHEVROLET, ETC., 3 TORN. SOLENOIDE-2 TORN. PORTA ESCOBILLAS, AUTORROSCANTE M.4x20mm. M.5x8.5



T3219
Arr. T. HITACHI, CHEVROLET, CITROEN, FIAT, FORD, PEUGEOT, VW, ETC., M93R, Med. M.6x44mm.-CABEZA HEXAGONAL



T3220
Arr. T. HITACHI, CHEVROLET, CITROEN, FIAT, FORD, PEUGEOT, VW, ETC., M74R, Med. M.6x35mm.-CABEZA HEXAGONAL



T3066
Arr. T. INDIEL, CITROEN, FIAT, FORD, RENAULT, PEUGEOT, VW, ETC., DOBLE ROSCA Y TUERCAS



T3067
Arr. T. INDIEL, CITROEN, FIAT, FORD, RENAULT, PEUGEOT, VW, ETC., DOBLE ROSCA, Med.



T3111
Arr. T. INDIEL, M.BENZ, FIAT, PERKINS, PEUGEOT, DEUTZ, Med. M.6x25mm.



T3116
Arr. T. INDIEL, PERKINS, FIAT, MODELO VIEJO, Med. NF1/4x44mm.



T3168
Arr. T. INDIEL, RENAULT, PEUGEOT, SIERRA, FORD, FIAT, M93, Med. M.5x42mm.



T3171
Arr. T. INDIEL, FORD, Med. M.6x38mm.



T3216
Arr. T. INDIEL, FORD, MOTOR MWM, Med. M.5x48mm.



T3170
Arr. T. VALEO, CITROEN, FIAT, FORD, RENAULT, PEUGEOT, VW, ETC., Med. M.4x34mm.



T3172
Arr. T. VALEO, CITROEN, FIAT, FORD, RENAULT, PEUGEOT, VW, ETC., 2 TORNILLOS AUTORROSCANTE, Med. M.4x34mm.



T2220
Arr. T. VALEO, CHEVROLET, CITROEN, FIAT, FORD, PEUGEOT, VW, ETC., CABEZA EXAGONAL, Med. M.5x32mm.-CABEZA HEXAGONAL




T1138
Arr. T. ARGELITE, AUTOLITE,
DODGE, POLARA, ETC.,
Med. 3/8x21mm.



T1133
Arr. T. BOSCH, DEUTZ, J.DEERE,
FIAT, FORD, IVECO, M.BENZ, VW,
SCANIA, ETC., Med. M8X20mm.



T1134
Arr. T. BOSCH, RASTOJERO EJD,
BPD, FKB, Med. M.10x15mm.



T1140
Arr. T. BOSCH, DEUTZ, J.DEERE,
FIAT, FORD, IVECO, M.BENZ,
VW, SCANIA, ETC., BNG,
Med. M.10x19mm.



T1156
Arr. T. BOSCH, M.BENZ, DEUTZ,
FIAT, JF, Med. M.10x17.5mm.



T1175
Arr. T. BOSCH, VW, RENAULT,
PEUGEOT, Med. M.10x8,9mm.



T1136
Arr. T. DELCO, DEUTZ, J.DEERE,
FIAT, FORD, IVECO, M.BENZ, VW,
SCANIA, ETC., Med. 3/8x19mm.



T1136/12
Arr. T. DELCO, DEUTZ, J.DEERE,
FIAT, FORD, IVECO, M.BENZ, VW,
SCANIA, ETC., Med. 3/8x19mm.



T1139
Arr. T. DELCO, DEUTZ, J.DEERE,
FIAT, FORD, IVECO, M.BENZ, VW,
SCANIA, ETC., PASO FINO-
24 HILOS, Med. 3/8x16mm.



T1172
Arr. T. DELCO, CHEVROLET,
ETC., Med. 3/8x19mm.



T1177
Arr. T. DELCO, DEUTZ, J.DEERE,
FIAT, FORD, IVECO, M.BENZ, VW,
SCANIA, ETC., MT28,
Med. M.10x8.9mm.



T1178
Arr. T. DELCO, DEUTZ, J.DEERE,
FIAT, FORD, IVECO, M.BENZ,
VW, SCANIA, ETC., MT28,
Med. W3/8x15.30mm.



T1179
Arr. T. DELCO, DEUTZ, J.DEERE,
FIAT, FORD, IVECO, M.BENZ, VW,
SCANIA, ETC., MT28,
Med. M.10x1,5mm.



T1180
Arr. T. DELCO, DEUTZ, J.DEERE,
FIAT, FORD, IVECO, M.BENZ,
VW, SCANIA, ETC., MT28,
Med. M.10x1,5mm.




T1141
Arr. T. GAREF, FIAT 600, 128,
Med. M.10x9.5mm.



T1148
Arr. T. GAREF, FIAT 1500,
Med. M.10x14mm.



T1135
Arr. T. INDIEL, DEUTZ, J.DEERE,
FIAT, FORD, IVECO, M.BENZ, VW,
SCANIA, ETC.



T1137
Arr. T. INDIEL, DEUTZ, J.DEERE,
FIAT, FORD, IVECO, M.BENZ,
VW, SCANIA, ETC., CAV,
Med. 3/8x17mm.



T1142
Arr. T. INDIEL, IKA, FORD,
CHEVROLET, Med. 3/8x17mm.



T1145
Arr. T. INDIEL, FORD, RENAULT,
PEUGEOT, M100 -M93,
Med. M.10x14mm.



T1146
Arr. T. INDIEL, FIAT 411,
Med. M.10x17mm.



T1182
Arr. T. INDIEL, FORD, RENAULT,
M93R-M100, Med. M.10x19mm.-
CABEZA Ø14mm.



T1147
Arr. T. LUCAS, INDIEL,
SIAM DI TELLA, MORRIS,
Med. 3/8x14mm.



T1143
Arr. T. TAMATEL, PEUGEOT,
Med. M.8x12mm.



T1152
Arr. T. TRIA, DODGE 150,
Med. 3/8x17mm.




T1153
Arr. T. TRIA, DODGE POLARA,
Med. 3/8x14mm.



T1176
Arr. T. VALEO, CITROEN,
CHEVROLET, FORD, RENAULT,
PEUGEOT, VOLKSWAGEN,
Med. M.8x12mm.



T1181
Arr. T. VALEO, CITROEN,
CHEVROLET, FIAT, FORD, VW,
Med. M.8x13mm.-
CABEZA Ø15.5mm.



T1144
Arr. T. ETC., PEUGEOT,
Med. 8x16mm.




T1155
Arr. T. WAPSA, BOSCH, GOL,
SEDA, SAVEIRO, 24 HILOS,
Med. 3/8x16mm.


INDUCIDOS



321000
Arr. T. DIPRA / INDIEL, FIAT, IVECO, J.DEERE, M.FERGUSON, M.BENZ,
VW, ETC., T. AN115 24v.




321101
Arr. T. DIPRA / INDIEL, FIAT, IVECO, J.DEERE, M.FERGUSON, M.BENZ,
VW, ETC., T. AN115 12v.




321102
Arr. T. DIPRA / INDIEL, FIAT, IVECO, J.DEERE, M.FERGUSON, M.BENZ,
VW, ETC., T. AN115 12v.




321103
Arr. T. DIPRA / INDIEL, FIAT,
IVECO, J.DEERE, M.FERGUSON,
M.BENZ, VW, ETC., T. AN115 24v.




321109
Arr. T. DIPRA / INDIEL, FIAT, IVECO, J.DEERE, M.FERGUSON,
M.BENZ, VW, ETC., T. AN 115 12v. EJE SUPER LARGO GIRO
DERECHO (ARRANQUE 301469)



321110
Arr. T. DIPRA / INDIEL, FIAT, IVECO, J.DEERE, M.FERGUSON,
M.BENZ, VW, ETC., T. AN 115 24v. EJE SUPER LARGO
(ARRANQUE 301469/24)



321111
Arr. T. DIPRA / INDIEL, FIAT, IVECO, J.DEERE, M.FERGUSON,
M.BENZ, VW, ETC., T. AN 115 12v. EJE SUPER LARGO GIRO
IZQUIERDO (ARRANQUE 301469I)



321122
Arr. T. DIPRA / INDIEL, FIAT, IVECO, J.DEERE, M.FERGUSON,
M.BENZ, VW, ETC., T. AN 115 12v. CORTA GIRO IZQUIERDO



K1020

Arr. T. BOSCH, ETC., FIAT, IVECO, J.DEERE, M.FERGUSON, M.BENZ, VW, ETC., JF BRASIL



K1007

Arr. T. INDIEL, FORD FALCON, F100, ETC., ARRANQUE TIPO M100

K1040

Arr. T. INDIEL, FIAT, IVECO, J.DEERE, M.FERGUSON, M.BENZ, VW, ETC., AN115 LARGO

K1040/1

Arr. T. INDIEL, FIAT, J.DEERE, M.FERGUSON, ETC., AN115 CORTO

K1040/2

Arr. T. INDIEL, FIAT, IVECO, J.DEERE, M.FERGUSON, M.BENZ, VW, ETC., AN115 LARGO-24v.

K1040/3



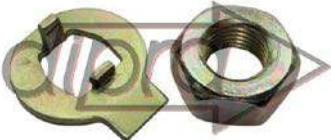












Arr. T. INDIEL, FIAT, J.DEERE, M.FERGUSON, PEUGEOT, ETC., AN115-DIESEL LIGERO

K1040/4

Arr. T. INDIEL, MERCEDES BENZ, AN115



 <p>802072 Arr. T. BOSCH, DEUTZ, J.DEERE, FIAT, FORD, IVECO, M.BENZ, VW, SCANIA, ETC., TAPA PORTA ESCOBILLAS</p>	 <p>A1015 Arr. T. BOSCH, NASHVILLE, BNG, ARANDELA DE BRONCE EMBRAGUE</p>	 <p>A1022 Arr. T. BOSCH, NASHVILLE, BNG, ARANDELA DE HIERRO EJE Y PIÑON, Med. 15.5x21.3x0.5, 22.5x22.5x0.3</p>	 <p>A1024 Arr. T. BOSCH, NASHVILLE, BNG, ARANDELA DE PUNTA DE EJE, Med. 12.5x21x2</p>
 <p>A1026 Arr. T. BOSCH, NASHVILLE, BNG, ARANDELA DE HIERRO</p>	 <p>A2018 Arr. T. BOSCH, NASHVILLE, BNG, ARANDELA DE MICARTA, EMBRAGUE, Med. 38x55x3.5, Med. 38x55x3.5</p>	 <p>A4040 Arr. T. BOSCH, NASHVILLE, BNG, ARANDELA DE FIBRA PERNO GUIA, Med. 16.7x35x1</p>	 <p>BNG1001 Arr. T. BOSCH, NASHVILLE, BNG, PERNO GUIA RECTIFICADO</p>
 <p>BNG1008 Arr. T. BOSCH, NASHVILLE, BNG, DISCO LEVANTA GATILLO</p>	 <p>E4028 Arr. T. BOSCH, NASHVILLE, BNG, EJE TENSOR</p>	 <p>E5015 Arr. T. BOSCH, NASHVILLE, BNG, ARANDELA DE BRONCE EMBRAGUE</p>	 <p>E5020 Arr. T. BOSCH, NASHVILLE, BNG, ARANDELA COMPENSACION EMBRAGUE, 47x68x0.20mm.</p>
 <p>E5021 Arr. T. BOSCH, NASHVILLE, BNG, ARANDELA DE CHOQUE EMBRAGUE, Med. 22.4x67x1.6mm</p>	 <p>E5022 Arr. T. BOSCH, NASHVILLE, BNG, RESORTE CONICO DE EMBRAGUE</p>	 <p>G1017 Arr. T. BOSCH, NASHVILLE, BNG, AROS RETEN DE ARANDELAS EMBRAGUE</p>	 <p>G1019 Arr. T. BOSCH, NASHVILLE, BNG, JUNTA DE GOMA GUARDAPOLVO ARRANQUE</p>
 <p>G2003 Arr. T. BOSCH, NASHVILLE, BNG, JUEGO RETEN DE PIÑON</p>	 <p>G2004 Arr. T. BOSCH, NASHVILLE, BNG, TAPA RETEN PIÑON</p>	 <p>S1005 Arr. T. BOSCH, NASHVILLE, BNG, BORNE DE MASA</p>	 <p>S1023 Arr. T. BOSCH, NASHVILLE, BNG, BORNE DE POTENCIA, CURVO-COMPLETO</p>
 <p>S1102 Arr. T. BOSCH, NASHVILLE, BNG, BORNE DE POTENCIA, RECTO-COMPLETO</p>	 <p>T1213 Arr. T. BOSCH, NASHVILLE, BNG, TORNILLOS MILIMETRICOS SURTIDOS,</p>	 <p>T9034 Arr. T. BOSCH, NASHVILLE, BNG, JUEGO TUERCAS DE BOBINA BNG</p>	

 <p>A1078 Arr. T. BOSCH, NASHVILLE, FKB, ARANDELA DE HIERRO EJE Y PIÑON, Med. 22.5x26.5x0.3</p>	 <p>A1094 Arr. T. BOSCH, NASHVILLE, FKB, ARR.FKB SEGURO IMPULSOR</p>	 <p>A1095 Arr. T. BOSCH, NASHVILLE, FKB, TUERCA Y SEGURO EJE TENSOR</p>	 <p>A1107 Arr. T. BOSCH, NASHVILLE, FKB, SUPLEMENTO ENTRE BUJE Y RULEMAN, Med. 36x48x1</p>	
 <p>E4016 Arr. T. BOSCH, NASHVILLE, FKB, EJE TENSOR LARGO, Med. 324mm.</p>	 <p>E4016C Arr. T. BOSCH, NASHVILLE, FKB, EJE TENSOR CORTO, Med. 290mm.</p>	 <p>E4016M Arr. T. BOSCH, NASHVILLE, FKB, EJE TENSOR, MEDIANO, Med. 306mm.</p>	 <p>E5063B Arr. T. BOSCH, NASHVILLE, FKB, ARANDELA EMBRAGUE EXTERIOR DE BRONCE</p>	 <p>E5064 Arr. T. BOSCH, NASHVILLE, FKB, ARANDELAS DE CALIBRACION, ARRANQUE FKB</p>
 <p>E5066 Arr. T. BOSCH, NASHVILLE, FKB, ARANDELA ELASTICA DE EMBRAGUE</p>	 <p>Kb1053 Arr. T. BOSCH, NASHVILLE, FKB, TAPA CIERRE DE CAMPANA, ARRANQUE FKB</p>	 <p>S1201 Arr. T. BOSCH, NASHVILLE, FKB, JUEGO DE CONEXION PARA BORNE 50 , ARRANQUE FKB</p>	 <p>S1205 Arr. T. BOSCH, NASHVILLE, FKB, BORNE DE POTENCIA, ARRANQUE FKB</p>	
 <p>S1207 Arr. T. BOSCH, NASHVILLE, FKB, BORNE DE POTENCIA, ARRANQUE FKB</p>	 <p>T1241 Arr. T. BOSCH, NASHVILLE, FKB, JUEGO DE ESPARRAGOS SUJETA SOLENOIDE, FKB</p>			



AUTOPARTES ELECTRICAS



FABRICA Y DISTRIBUYE
SOME S.R.L.